



Betbotpro Stream Automated Bot

for
Betfair & Betdaq

User Manual
Oct 2024

Mark Baker

Table of contents

User Manual Cover	5
Legal Stuff.....	6
Introduction	7
Version History.....	8
Pre-Requisites.....	12
Installation	13
Un-Installing	15
Move Software to a New Computer.....	16
Auto Software Updates	17
Software Activation	18
Quick Start.....	21
Betfair Notice:	31
Getting Started.....	32
Loading Races/Events.....	35
Selecting your runners or selections.....	41
Back/Lay the numbered favourite:	42
Back/Lay manually one or more runners:.....	44
Back/Lay multiple favourites:.....	46
Betbotpro Top Menu Options	49
Home Menu	50
Start/Stop Button	51
Simulation/Live Mode Button.....	52
Markets Button.....	54
Reset All	57
Auto Scroll	58
All Markets Active	59
Account Information.....	60
Settings Menu.....	61
Main	63
Layout	65
Schedule	67
Tools Menu	69
Create Debugging Package	70
Screen Capture.....	72
Open Folder Location.....	73
Excel Export.....	74
Export Runners to CSV.....	76
Export Selections to CSV.....	78
Import Selections from CSV.....	79
Export System	82
Import System.....	84
Export to TSM	85
Help Menu	86
Betfair API Status	87
Betfair Charges.....	89
Support & Manual.....	90
System Settings Tab.....	91
Settings	93
Event Settings.....	95
System Active	96
Country.....	97

Event Type.....	98
Market Type.....	99
BetType.....	100
Bet Time Option.....	101
Bet Time Starts.....	102
Bet Time Ends.....	103
Min/Max Odds.....	105
Min/Max Money %.....	106
Min/Max Number of Runners.....	108
Back/Lay Price Ratio.....	109
Max Stake/Liability.....	110
Min/Max Number of Bets.....	111
Minimum Matched Amount.....	112
Min Lay Book /Max Back Book.....	114
Understanding Over Round.....	116
Max Book % of Selections.....	119
Min/Max Number Place Winners.....	120
Stop Conditions.....	121
Profit/Loss Amount.....	122
Max Losers/Winners.....	125
Consecutive Losers/Winners.....	126
Trailing Stop.....	127
Bank Increase Stop.....	128
Advanced Settings.....	130
Bet on Starting Price.....	131
Unsettled Bets Allowed.....	134
Unsettled Bets Any System.....	135
Tick Offset.....	136
SkipReserves.....	138
Get Prices From Back/Lay.....	139
Keep Unmatched Bets In Play.....	140
Show/Include Commission.....	141
Use Profit/Loss From Results.....	142
Virtual Wallet.....	143
Fixed Price betting.....	146
Cycle Simulator/Live Mode.....	147
Selections.....	150
Favourite Selection.....	152
Multiple Favourites.....	153
1st Selection Strategy.....	154
All Trap Selection.....	155
Last Trap/Saddle Cloth Selection.....	156
Manual Selection.....	157
Manual Bets.....	158
Money % Selection.....	160
Multiple Trap/Saddle Cloth Selection.....	162
Order Selection.....	163
Favourite Sequence.....	164
Trap/Saddle Cloth Sequence Selection.....	165
Only If xth Favourite.....	166
Exclude xth Favourite.....	167
Extra Scenarios.....	168

Extra Scenarios 2	172
Stake Plans.....	176
Fixed Stake - Back and Lay.....	177
Recovery Stake - Back and Lay	178
Recovery Stake 2 – Back and Lay	180
% Bank Stake - Back and Lay.....	183
Fixed Liability Stake – Back and Lay.....	185
Target Liability Stake – Back Only	187
% Bank Liability Stake – Back and Lay.....	188
Loss Pot Recovery Staking Plan - Back and Lay	189
Fibonacci Sequence Stake – Back and Lay	191
Maria Staking Plan – Back and Lay	193
Lay 1- 4 Staking Plan – Back and Lay	195
Lay88 Staking Plan – Back and Lay.....	197
Custom Multiplier Stake – Back and Lay.....	198
Target Profit Staking Plan – Back and Lay	199
D'Alembert Staking Plan - Back and Lay.....	200
Profit Per Race Staking Plan - Back and Lay.....	202
Retirement Staking Plan - Back and Lay.....	204
Accumulator Stake – Back and Lay.....	205
Fibonacci 15 Step Stake - Back and Lay	209
Kelly Stake - Back Only	210
Kelly Lay Stake - Lay Only	212
Lay % Up Down	213
Consecutive Wins Stake - Back and Lay.....	214
One Point Stake	215
Pro Conservative Stake - Back Only	216
Dutching	217
Dutching Set Target Profit	218
Retain Staking Progress.....	220
Output Bet Calcs	221
Strategies	222
Results	223
Saving Settings.....	225
Reasons for No Bets.....	226
Running Multiple Bots/Instances	228
Launch New Instance	231
Rename Instance.....	232
To Be Successful.....	233
Racing Radio Services	236
Betfair.....	237
Support.....	238

Betbotpro Stream User Manual

Published Date: Oct 2024



Betbotpro Stream Automated Bot for Betfair and Betdaq

Streaming Betfair API

<https://www.betbotpro.com>

Legal Stuff

Copyright © 2020 <https://www.betbotpro.com>

Published by <https://www.betbotpro.com>

All material in the manual is protected by the Copyright Act of 1956.

No part of this report may be reproduced or transmitted in any form or by any means, electronic or mechanical, including photocopying without permission in writing from the Author. Failure to do so may lead to prosecution.

ALL RIGHTS RESERVED

DISCLAIMER AND/OR LEGAL NOTICES:

Every effort has been made to accurately represent this products potential.

Even though this industry is one of the few where one can write one's own cheque in terms of earnings,

there is no guarantee that you will earn any money using the techniques and ideas in these materials.

Examples in these materials are not to be interpreted as a promise or guarantee of earnings.

Earning potential is entirely dependent on the person using our product, ideas and techniques.

This does not purport to be a "get rich scheme".

Any claims made of actual earnings or examples of actual results can be verified upon request.

Your level of success in attaining any results claimed in our materials depends on the time you devote to the program,

ideas and techniques mentioned and your finances, knowledge and various skills.

Since these factors differ according to individuals, we can neither guarantee your success or income level, nor are we responsible for any of your actions.

Any and all forward looking statements here or on any of our sales materials are intended to express our opinion of earnings potential. Many factors will be important in determining your actual results and no guarantees are made that you will achieve results similar to ours or anybody else's. In fact no guarantees are made that you will achieve any positive results from the ideas and techniques in our material.

Neither BetBotPRO, nor anyone associated with BetBotPRO accepts any responsibility what so ever for any loss that may be sustained as a result of the use (or misuse) of The BetBotPRO Software, irrespective of how that loss might be sustained. BetBotPRO does not guarantee winnings and cannot be held liable for losses resulting from the use of information obtained from within this document or sites, or use of The BetBotPRO Software.

Although this automated software has been extensively tested prior to release we cannot accept liability for any malfunction, it is expected that the program will be supervised at all times during operation by the license owner.

Warning

Betting can be very risky and users should only speculate with money that they can comfortably afford to lose, and should ensure that the risks involved are fully understood, seeking advice if necessary.

Be responsible about gambling <https://www.gambleaware.co.uk>

Introduction

Welcome to the Betbotpro software and thank you for having the foresight to purchase or trial this software. I'm sure you will be extremely pleased once you start seeing the potential of the software and how it can help you in taking daily amounts from Betfair much more consistently.

I initially designed the software from a quest to find strategies that worked in the greyhound racing market. Liquidity doesn't enter the market until a few minutes before the race start and so you had to be at your PC to place a bet or monitor the race. Now there are other applications out there but they are usually only available for expensive recurring monthly fees so I wasn't interested. I decided to design my own program with the functions I required and here is the result of many years work.

This will be just the beginning and hopefully based on your feedback we can improve the bot software and include other new features.

Please make sure you read everything so you understand the functions and operation of the software fully. If you have any questions please don't hesitate to email or use the forum via the members area.

The secret to success is not being greedy, accepting a sensible profit target everyday depending on your risk and bank available & limit your losses. Losses are inevitable but if you treat it like a business, they are simply business expenses. Aiming to be profitable in the longer term is what you're after, finding that edge.

One thing you will notice when running the software is that profits can build up quickly. Remember they can also be taken away quickly so don't get greedy and take your profit and call it a day.

There are so many strategies you can use it's impossible to cover all of them. You can use your own system, or simply follow a tipster's recommendation. You could also lay the tips given by a back to win tipster that has a terrible record.

With greyhounds you can lay the dog with the fastest time, slowest time etc. by looking at the form cards on racingpost.com or Betfair. You could lay all dogs in Trap1 or lay all favourite dogs between certain odds. The choice is really endless.

I hope you enjoy the software.

Regards
Mark

Version History

- 2.22 - Fix Betdaq winner results service
- 2.20 - Fix Betdaq version - Correct score markets display, import selections by csv missing selections.
- 2.18 - Fix Schedule Last event action bug.
- 2.17 - Betfair changed NZ login location to AU endpoint.
- 2.15 - Updated system markets in Betdaq version to match available markets ie Winner market.
- 2.13 - Fixed issue with bot stopping after 200 markets.
- 2.12 - Fixed Betfair Sweden Login
- 2.10 - Fixed Market Selection saved custom filter scheduled reload issue.
- 2.08 - Fixed issue with creating the debug zip file. Added MX Mexico, RS Serbia, SK Slovakia and SL Slovenia country codes to system settings.
- 2.04-2.06 - Added updated silks url changed by betfair. Added soccer markets for Betdaq, total/overunder etc.
- 2.03
- 2.02 - Added Greyhound AUS Quinella markets to systems settings option.
- 2.01 - Adjusted AUS \$ min bet size to 1\$
- 2.00 - Fixed Betdaq version loading AU Greyhounds with GB Greyhounds
- 1.99 - Fixed issue with loss pot recovery cycles not resetting again.
- 1.98 - Fixed issue with loss pot recovery cycles not resetting.
- 1.97 - Fixed The Staking Machine output for mymultiple runners
- 1.96 - MATCH_ODDS_UNMANAGED was added to Soccer dropdown
- 1.95 - Skipped version
- 1.94 - Fixed importing a csv file at a specified time would reset when Resetting All.
- 1.93 - Fixed issue with Betfair bank balance not updating after a result.
- 1.91 - Fixed excel file date formats for non uk countries
- 1.90 - Extra logging removed
- 1.88 - Enable £1 BSP back betting
- 1.87 - Betfair silks update 2 bug fix.
- 1.86 - Betfair Silks Url changed
- 1.84 - Fixed custom multiplier staking errors for users with EU PC locales

- 1.83 - Fixed Bank Increase % stop to allow for -ve startup balances.

- 1.81
- Fixed 0.00 results for Betdaq version, i) if error occurs on any Betdaq API call then backoff is for 62 seconds.
- ii) All API calls are now blocked for 62 seconds, prices, orders, market data, event data and account info.
- If user click buttons no api calls will be made. The only time this won't work is if they user Reset All as this destroys the time measurement for the backoff.

1.0.0.78

This sets minimum Betfair standard stake to £1 for GB only, I've also changed the default stake size to £1 for staking plans with an initial stake property (ie not percentage stake).
Also new webview login for danish NEMID login
Added news tab, pin open tab to access links

1.0.0.77

Currently this is Betfair only. The BetBotPro.Betfair.Installer project combines the BetBotPro.Betfair.Setup .msi with the MicrosoftEdgeWebview2Setup.exe into a single .exe installer.
Installers have been updated to auto install MicrosoftEdgeWebview2Setup.
Templates have been updated to include News tab.

1.0.0.69

Staking Plan ConsecutiveLoss has been added.

When selecting Manual Bets selection method, Only if xth fav was always 1, fixed to now be disable only if xth fav.

1.0.0.68

All 24 staking plans fixed to allow correct us eof provisional results option.

1.0.0.66

Add Australian /general option to add a tax amount on top of commission in top settings menu.

Remove RSS feed from Betfair, deprecated

Use provisional Results Profit/Loss not updating results for live bets fixed

1.0.0.65

Added Extrascenarios2, formula based additional checks

Add option to loss pot stake to continue at max liability instead of reset/stop options

Lay and Back 1 point staking plan added

Added Tool Menu Output results in format for The Staking Machine software(TSM) import.

Change Max liability for place and other non win markets to basic calcs so a max liability check is achieved.

Add exacta markets to system settings

Betdaq MinimumBetSize is now £0.01

Issue where random BSP bets were matched at 1000 for back bets and 1.01 for lay bets.

Accumulator stake - add option to include original stake returned

Add option to not bet if another system has a bet placed on it, unsettled bets any system for bets outside the system

BSP LIMIT_ON_CLOSE bet matching fixed

Target profit staking does not calculate accurately for BSP bets at 1.0, calculating from placed price rather than price at time of bet fixed

Updated Market filters, betdaq contains filter for Win, Place and RPGTV only, betfair contains filter for Win, Place, RPGTV and SIS. Televised and Evening removed.

ConsecWin staking plan not working correctly fixed

1.0.0.64 Updates include the following,

1. Add money % option to extra scenarios. 1st fav $\geq 50\%$ - percentage money added to extra scenarios1 (and scenarios2 upcoming).

2. Add exacta markets to system settings - Exacta is already included in the markettype filter. However, I have also added Exacta markets to quick select for AU and NZ.

3. Results feed not working - Betdaq results fixed for both BBP2 and old BBP_BQ, the Btefair RSS feed was still not working when testing.

4. Recheck Betdaq minimum stake - Betdaq MinimumBetSize is now £0.01.

5. Issue where random BSP bets were matched at 1000 for back bets and 1.01 for lay bets - Fixed.

6. BSP LIMIT_ON_CLOSE bet matching - Fixed

7. Target profit staking does not calculate accurately for BSP bets at 1.0, calculating from placed price rather than price at time of bet.

-BSP staking plans now based on price at time of bet placement rather than adjusted BSP limit, fixed.

8. Greyhound Televised and Evening Race filter no longer working

- Updated filters betdaq contains filter for Win, Place and RPGTV only, betfair contains filter for Win, Place, RPGTV and SIS. Televised and Evening removed.

9. ConsecWin staking plan not working correctly-Fixed

1.0.0.63 Fix for Betdaq API results.

1.0.0.62 Fix for Betfair API change on 10th Nov.

1.0.0.60 Fixed BSP bet liability being too large, fixed default for max book % of selections to 500 instead of 0. fixed fibonacci staking cycle count reset.

1.0.0.55 1) There is a bug migrating system settings, a few default values are set to 0 but the code is

assigning them as type int instead of double. When user has setting 0.10, it gets truncated to 0 as it's an integer but when applied back to the control the minimum setting allowed is 0.01. It's now fixed.

2) Drop downs in Quick Select now will not reset to start. The issue was that changing selected items

fed other dropdowns causing a reset. This has now been delayed until the drop down is closed.

1.0.0.54 Lay 1-4 staking only went 3x stake. fixed.

1.0.0.53 1. Max liability filter- if triggers doesnt seem to release.? Changed to liability per proposed bets rather than proposed bets

+ existing bets.

2. BSP betting not working, lay bets, This is taking data from the starting price after BSP reconciles. The calc appears

to work okay when sim bet matching so could be erroneous data returned from API, difficult to know without seeing

actual market data. Have added additional logging for BSP lay bet matching.

3. Manual selections with exclude 1stfav doesnt work - Fixed

1.0.0.52 fixed issue with system name having a decimal point, sometimes traffic lights for system would not work.

1.0.0.51 1a) Added setting - Unsubscribe inplay markets will now remove markets from selected markets as soon as a market goes inplay

1b) Added setting - Skip betLogic inplay markets will not calculate bet logic. Price updates and orders will still update.

3a) Recovery options added to fixed liability stake. Base stake is still fixed liability but recovery is based on Recovery Staking plan.

3b) Max book% of selections added to main system settings and traffic light. The price basis setting determines which odds to use for the calculation.

4) Close warning added for manually closing Logoff and X only

5) Stake lay % up down implemented .

6) The events grid showing each race, has a plus sign to open the bets for that race.

There is now a new column Sim/Live which has a colour display where Blue = sim bet and Green = live bet (to match the sim/live toggle).

7) Imported csv selections and manual selections are now highlighted green in a new column in the Event grid named 'Manual'.

8) Added rolling Logs 14 days after which they will then be deleted for both error and staking logs.

1.0.0.50 - Bug fix for fav sequence again

1.0.0.49 - Bug fix - check for update button removed due to automated updates. Baseball moneyline markets added to system area.

Trap sequence selection and favourite sequence selection bug fixed where it remained on 1st in seunce.

1.0.0.48 - Bug fix - Importing a system sometimes has Fixed Stake = £0.00. The stake actually shows £0.01 but wouldn't bet.

1.0.0.47 - Update to allow for Betfair API change - blocked bets at certian prices and stakes. Only applies to bets below minimum £2/\$5

1.0.0.46 - Add option to export results and save to a location /appdata just before schedule reloads each day.

Consecutive Wins Staking Added.

Enable to retry schedule if no markets up yet at betfair every x mins until markets load.

After an autoreload with QMS load or Filter load, if no markets are loaded into the events then it will retry 4 times every 30 minutes on 30, 60, 90 and 120 minutes after initial reload.

1.0.0.45 - Bug fix - Recovery2 Staking plan not recovering correctly.

1.0.0.43 - Bug fix - fib staking not stepping back 2 after a win. time constraint added to markettree refresh to only allow 1 call per minute.
Does not affect Reset All.

1.0.0.42 - Bug fix betdaq - auto Update fixed. Multiple system name bug fix, French FR racing now loads.

1.0.0.41 - Bug fix betfair- Custom Multiplier stake would not continue sequence after a restart.

Pre-Requisites

You need a Windows based PC (Microsoft Win 8, 10 or 11) with Microsoft .Net 4.8 minimum installed.

Windows 7 is getting a bit long in the tooth now, but it can work if you enable TLS1.2 communications protocols and have all updates applied.

You most likely already have .NET installed if you have Win 10 but you can download that here if required:

<https://dotnet.microsoft.com/en-us/download/dotnet-framework/thank-you/net48-web-installer>

You also need a screen resolution of 1280x1024 otherwise problems occur.

If you can't see the settings panel you should increase your resolution or re-size the bot window.

You should download the setup program to your desktop or downloads folder.

Double click the Betbotpro-setup.msi file to start the bot installation.

Enter your activation token in the box provided to validate your license. If you don't have an activation token key you can run a trial.

Please take time to read this manual and watch the videos to get the most out of the software.

Two or more instances of the software can be run if required.

You can simply click the desktop icon again to run another instance or click launch new instance from within the software Instance tab .

You can run multiple bots on the same account or place manual bets as well as run the bot.

If you want to run additional copies on other computers then an additional license can be bought from the member's area/website at www.betbotpro.com.

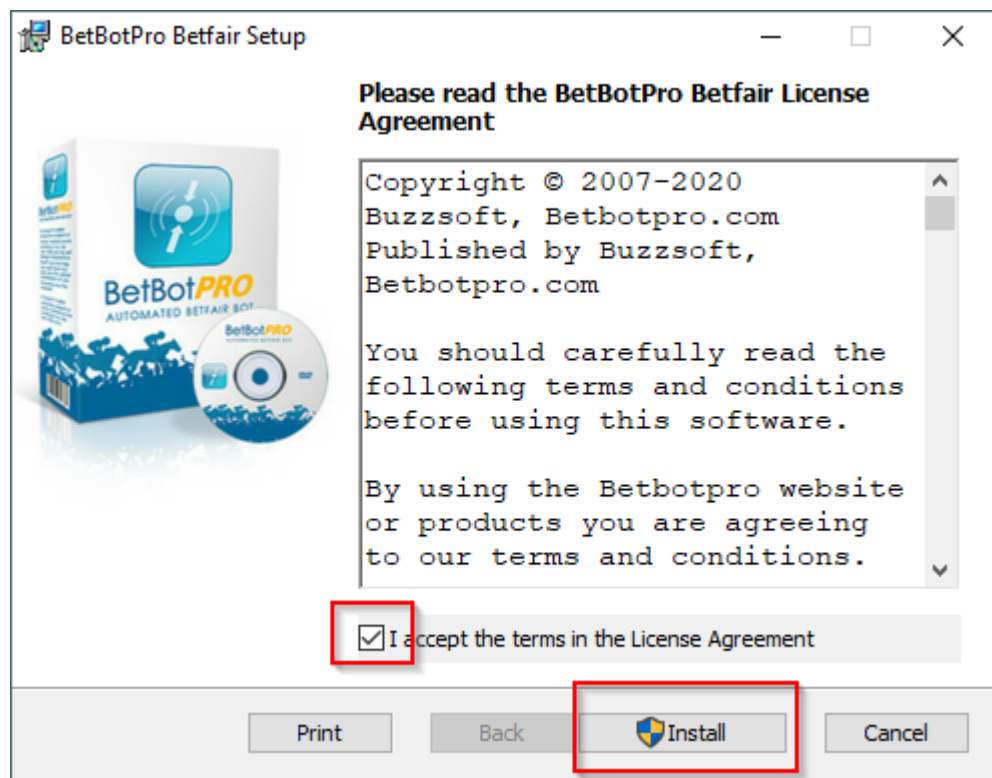
Installation

Run the installer program BetBotPro.Betfair.Setup.msi you have downloaded and follow the prompts and accept the defaults.

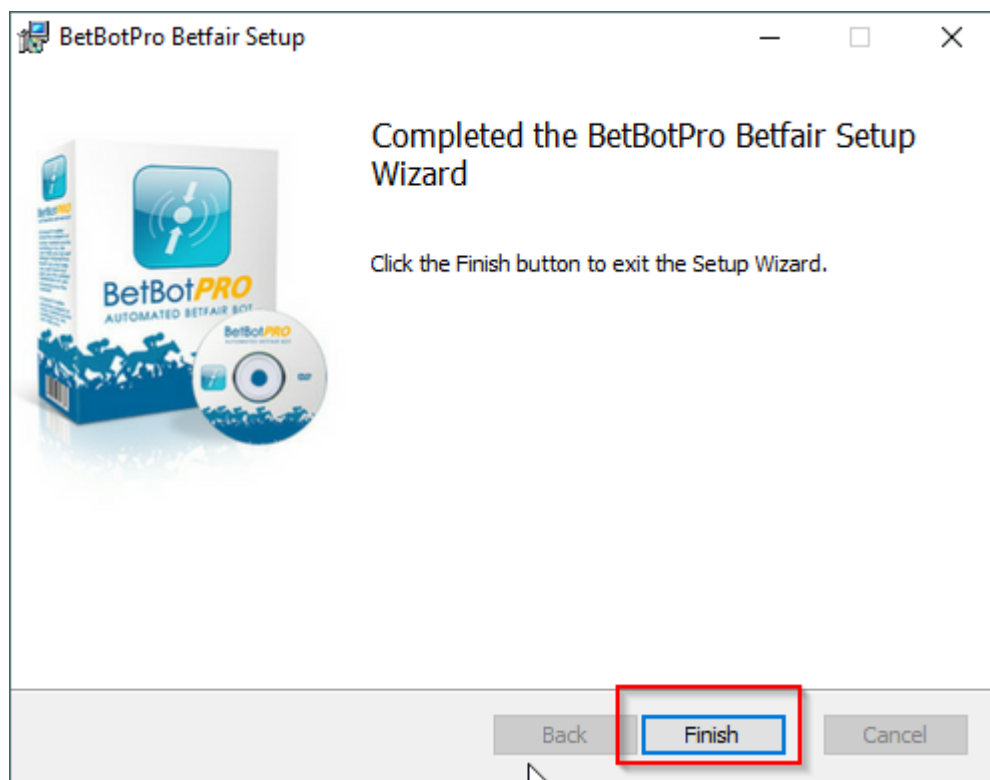
You may also get some windows confirmation warnings pop up. You will see the following windows:

You can download the latest version here:


<https://www.betbotpro.com/free-trial-betfair.html>



Accept the license agreement and click install



You will now see a shortcut on your desktop. Simply double click to run the software.



Un-Installing

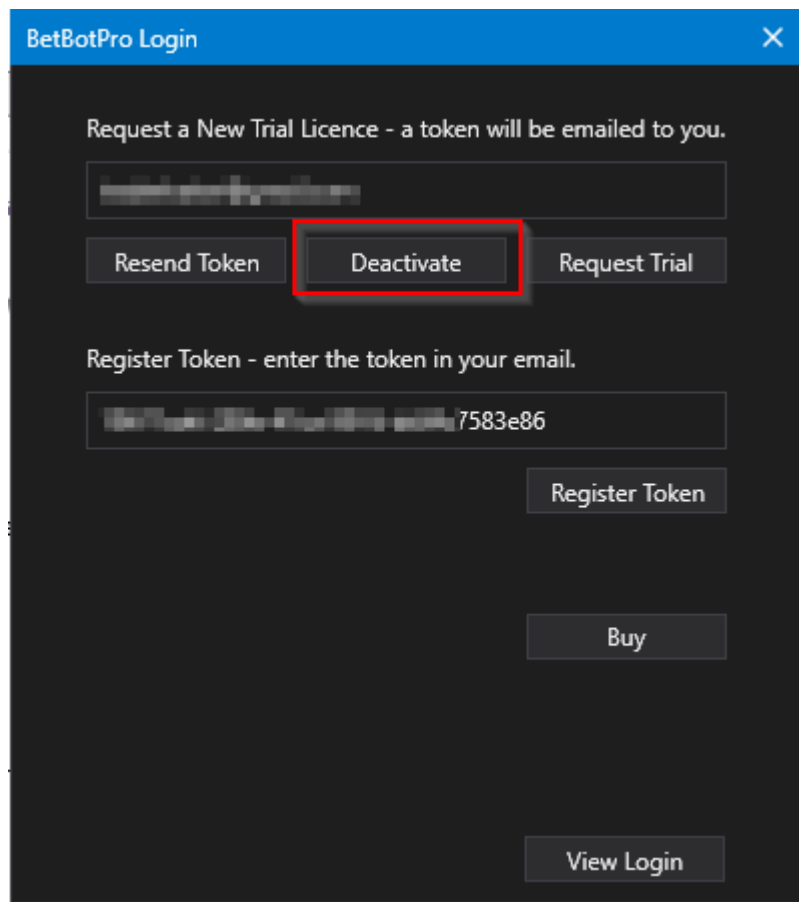
You should not have to un-install the current installation of Betbotpro if you want to upgrade.

You can un-install from the Windows Control Panel, Add/Remove programs.

Move Software to a New Computer

You can move the software to a new PC by clicking De-Activate on the License View via the login screen.

Then install the software on the new PC and activate with your token and email.

A screenshot of the BetBotPro Login window. The window has a blue title bar with the text "BetBotPro Login" and a close button (X). The main content area is dark gray. It contains two sections. The first section is titled "Request a New Trial Licence - a token will be emailed to you." and includes a text input field, three buttons: "Resend Token", "Deactivate" (highlighted with a red rectangle), and "Request Trial". The second section is titled "Register Token - enter the token in your email." and includes a text input field containing a token starting with "7583e86" and a "Register Token" button. At the bottom of the window, there are two more buttons: "Buy" and "View Login".

BetBotPro Login

Request a New Trial Licence - a token will be emailed to you.

[Input Field]

Resend Token Deactivate Request Trial

Register Token - enter the token in your email.

[Input Field] 7583e86

Register Token

Buy

View Login

Auto Software Updates

The availability of new software updates are checked when first logging into the software automatically.

You will be prompted to upgrade if there is a newer version available.

Software Activation

When you first run the software you will be able to run it as a trial for 7 days.

If your trial has expired or you have just purchased the software you will need to enter an activation token.

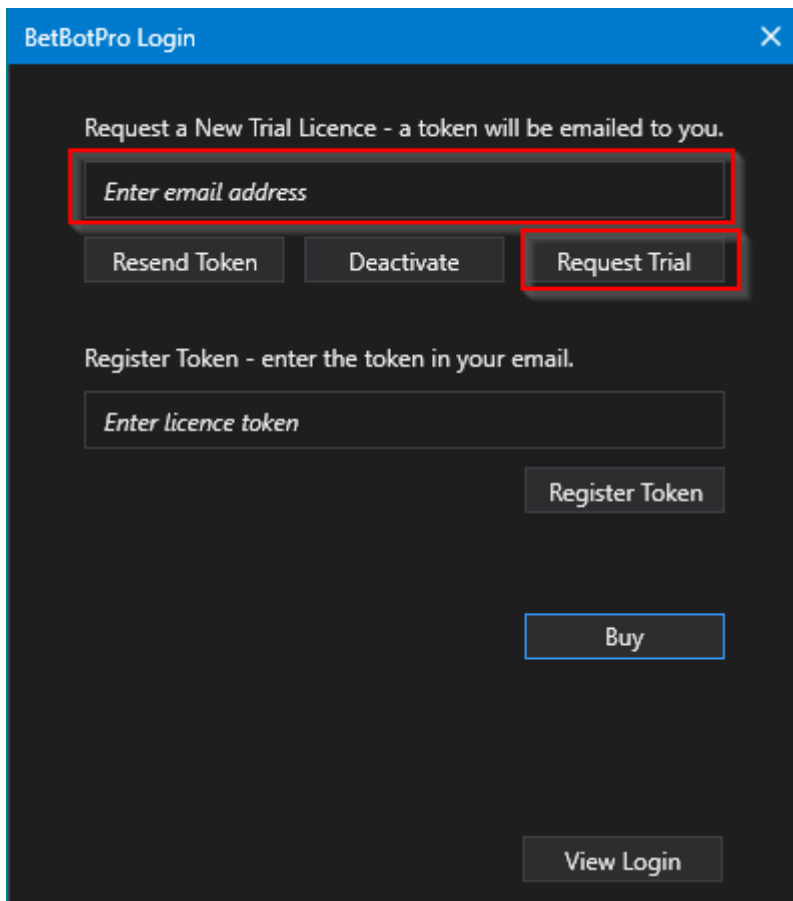
If you had a trial and just purchased then your trial token will be enabled for full use.

Please allow some time for tokens to be enabled after purchase.

You can purchase the software by clicking the Buy now button or going to <https://www.betbotpro.com>

If this is the first time you have run the software you can request a trial by entering your email address and clicking Request Trial.

A trial token will then be emailed to you.



The screenshot shows a window titled "BetBotPro Login" with a close button (X) in the top right corner. The window has a dark background with a blue header bar. The main content area is divided into two sections. The first section is titled "Request a New Trial Licence - a token will be emailed to you." and contains a text input field with the placeholder "Enter email address". Below this field are three buttons: "Resend Token", "Deactivate", and "Request Trial". The "Request Trial" button is highlighted with a red border. The second section is titled "Register Token - enter the token in your email." and contains a text input field with the placeholder "Enter licence token". Below this field is a button labeled "Register Token". At the bottom of the window, there are two more buttons: "Buy" and "View Login".

BetBotPro Login

Request a New Trial Licence - a token will be emailed to you.

[Resend Token](#) [Deactivate](#) [Request Trial](#)

Register Token - enter the token in your email.

[Register Token](#)

[Buy](#)

New trial request successful. Token sent to traderbaker@gmail.com 13/05/2020 11:44:00

[View Login](#)

Simply enter the token in the box at the bottom and click Register Token.

BetBotPro Login

Request a New Trial Licence - a token will be emailed to you.

[Resend Token](#) [Deactivate](#) [Request Trial](#)

Register Token - enter the token in your email.

[Register Token](#)


[Buy](#)

[View Login](#)

Once activated you will see that you are using the full version and the login box will be available to enter your Betfair.com login details.

To view licensing panel again simply click the View Licensing button.

BetBotPro Login



Please log in below

Email / Username

Password

Log In

(Forgot your [username](#)/[password](#)?)

New to Betfair?

Join Now

Privacy Policy | Cookie Policy | Rules & Regulations | Terms & Conditions | [Gambling can be addictive, please play responsibly.](#) | Underage gambling is an offence

Remember Username☒

Endpoint

Betfair.com


Instance Manager

View Licensing

20

Quick Start

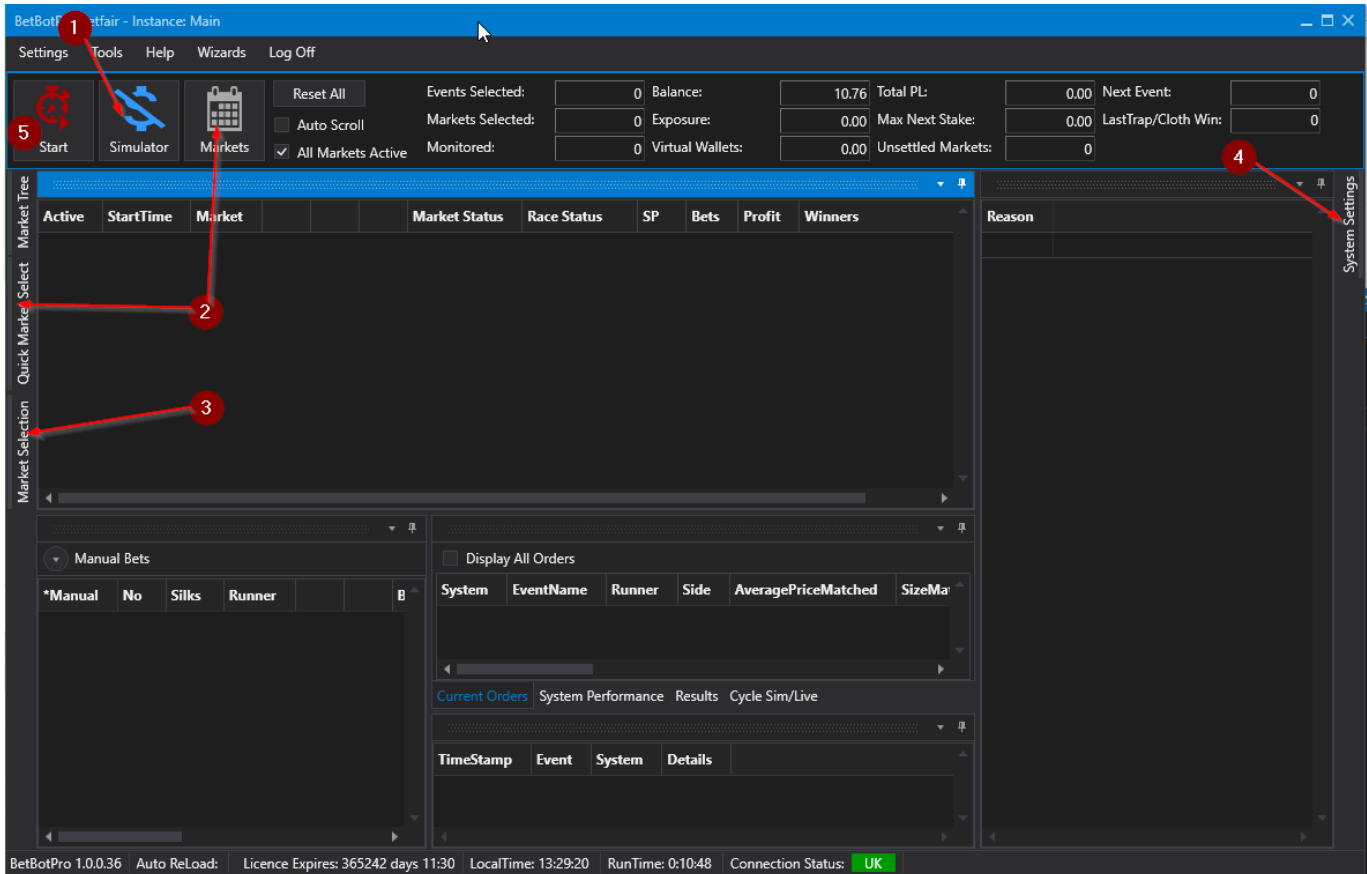
1. Download the [install setup program](#) to your desktop. Run the installer by double clicking it. This will install the software. Just follow the prompts or goto the installation section for help.
2. Run the software by clicking the desktop shortcut.



3. Login with your Betfair.com user name and password
(You must have a funded Betfair account to login, if you have no funds an error may occur.)

A screenshot of the BetBotPro Login window. The window has a blue title bar with "BetBotPro Login" and a close button. Below the title bar is a yellow banner with the Betfair logo. The main content area is divided into two sections. The left section, titled "Please log in below", contains input fields for "Email / Username" (with placeholder text "yourbetfairusername") and "Password" (with placeholder text "yourbetfairpassword" and a password icon). Below these fields is a yellow "Log In" button and a link "(Forgot your [username/password?](#))". The right section, titled "New to Betfair?", contains a grey "Join Now" button. At the bottom of the window is a footer with links: "Privacy Policy | Cookie Policy | Rules & Regulations | Terms & Conditions | [Gambling can be addictive, please play responsibly.](#) | Underage gambling is an offence".A screenshot of a Betfair cookie consent and settings dialog. The dialog has a dark background. At the top, it says "To help personalise content, tailor your experience and help us improve our services, Betfair uses cookies. By navigating our site, you agree to allow us to use cookies, in accordance with our [Cookie Policy](#) and [Privacy Policy](#)." and a yellow "Ok, I get it" button. Below this, there are settings for "Remember Username" (checked) and "Endpoint" (set to "Betfair.com"). At the bottom left is a button "Instance Manager" with a dropdown arrow. At the bottom right is a button "View Licensing".

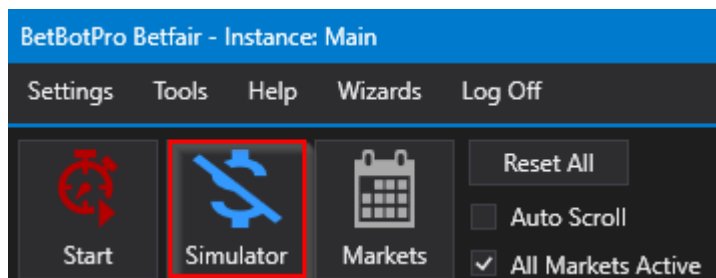
4 Quick Start Graphic



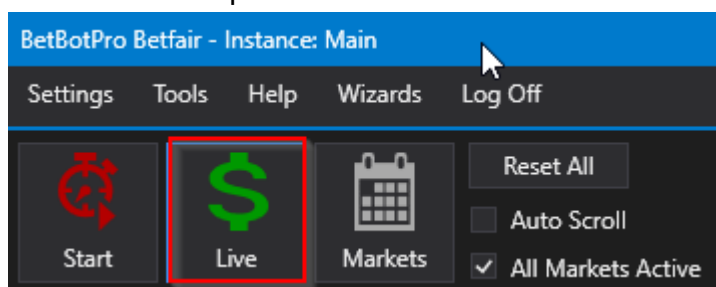
Step by Step

1. Toggle Simulation or Live mode on the top menu.
This will change mode instantly, no need to reload events.

Simulation doesn't place real bets. It simulates the bet placement and results.
Great for testing first before going live.

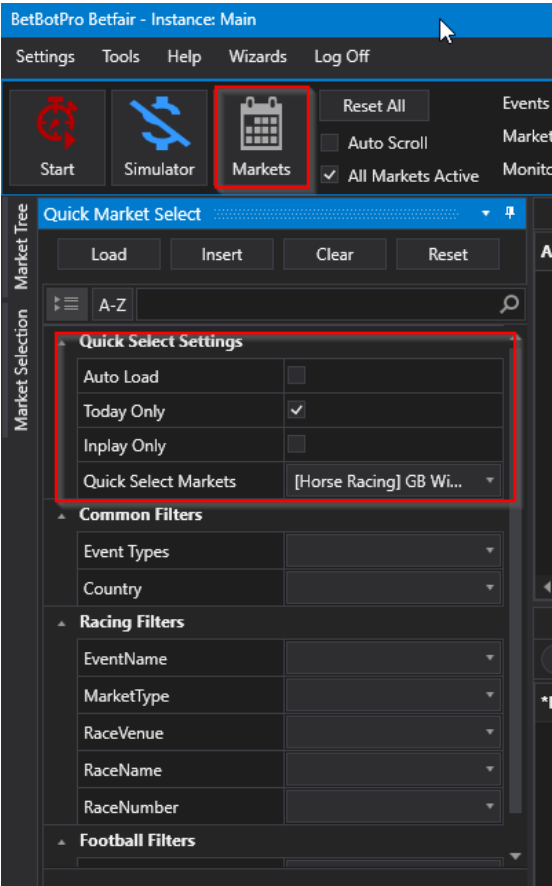


Live mode will place real bets on the Betfair Exchange.

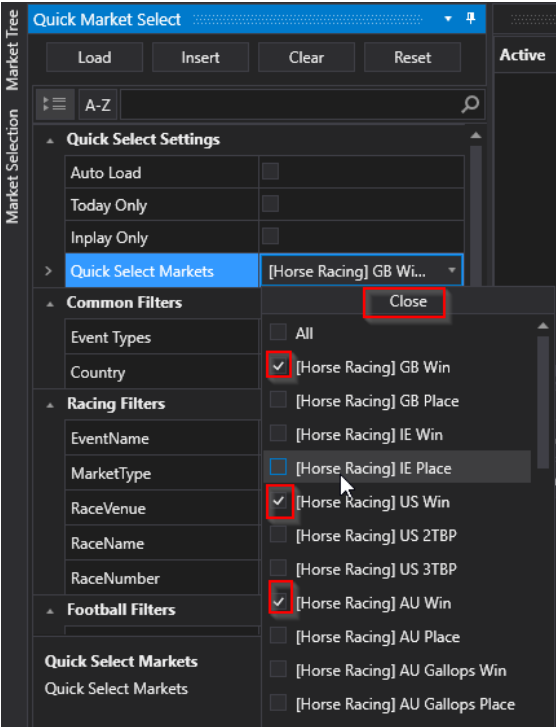


2. Click the markets button on the top menu or the Quick Market Select (QMS) option to select the most common events you want to bet on 'Greyhound Racing UK Win', 'Horse Racing UK Win', 'Soccer' etc. .

You can pin the window open using the pin symbol top right in the QMS window.



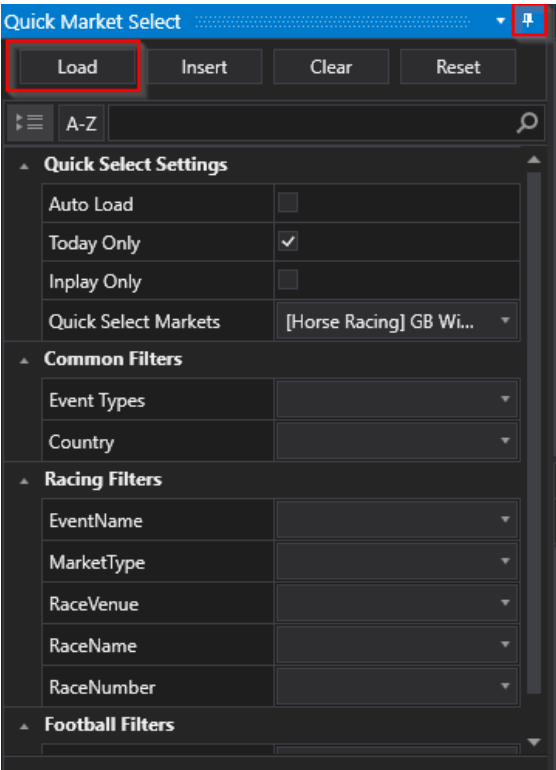
You can choose one market or multiple markets.



You can pin the window open or let it minimise by unpinning.

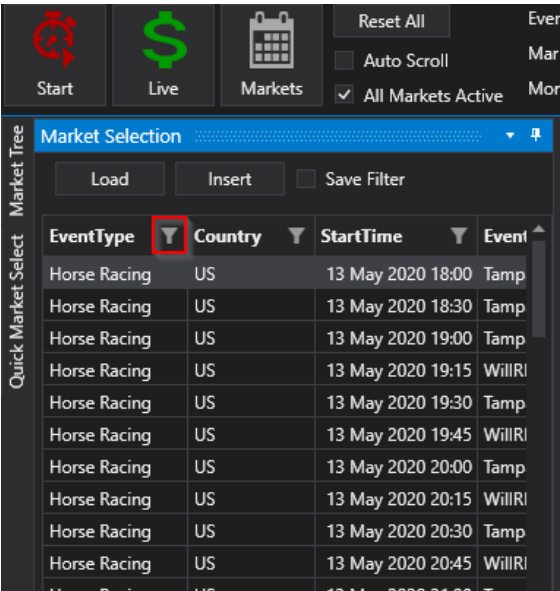
Click Load to load the markets you've chosen into the main event window.

Other filters are also available but not necessary.



3. If you market is not available in the Quick market Select Option then you can use the Market Selection tab or the Market Tree tab to use custom filters.

Use the funnel symbol to select parameters, ideally you should not have anything selected in Quick Market Select panel to use the Market Selection or Market Tree options.



4. Open the system Settings tab to setup your system/strategy. Again you can pin this open if required.

A system consists of Settings like odds ranges, time to bet etc. plus the selection/s you want to make which can be automated or your own selections, plus the staking you want to use.

BetBotPro Betfair - Instance: Main

Settings Tools Help Wizards Log Off

Start Live Markets

Reset All

Events Selected: 18 Balance: 0.00 Total PL: 0.00 Next Event: 14,302

Markets Selected: 153 Exposure: 0.00 Max Next Stake: 0.00 LastTrap/Cloth Win: 0

Monitored: 153 Virtual Wallets: 0.00 Unsettled Markets: 0

System Settings

Active	StartTime	Market	Market Status	Race Status	SP	Reason
✓	13 May 2020 18:00	Tampa Bay Downs - R1 1m Claim WIN	OPEN		✓	
✓	13 May 2020 18:30	Tampa Bay Downs - R2 6f Claim WIN	OPEN		✓	
✓	13 May 2020 19:00	Tampa Bay Downs - R3 1m Mdn Claim WIN	OPEN		✓	
✓	13 May 2020 19:15	Will Rogers Downs - R1 5f Claim WIN	OPEN		✓	
✓	13 May 2020 19:30	Tampa Bay Downs - R4 6f Mdn WIN	OPEN		✓	
✓	13 May 2020 19:45	Will Rogers Downs - R2 6f Mdn WIN	OPEN		✓	
✓	13 May 2020 20:00	Tampa Bay Downs - R5 1m Claim WIN	OPEN		✓	
✓	13 May 2020 20:15	Will Rogers Downs - R3 6f Claim WIN	OPEN		✓	
✓	13 May 2020 20:30	Tampa Bay Downs - R6 6f Mdn Claim WIN	OPEN		✓	
✓	13 May 2020 20:45	Will Rogers Downs - R4 6f Mdn WIN	OPEN		✓	

Adjust your system settings as required. Settings like Country, Event Type and Market Type have to match the markets loaded for a bet to go in.

Initially you will have one default system called System1.
You can add additional systems but we'll come to that later.

Adjust the odds range and time to bet options as well as any other filters you may want.

BetBotPro Betfair - Instance: Main

Settings Tools Help Wizards Log Off

Start Live Markets

Reset All

Events Selected: 18 Balance: 0.00 Total PL: 0.00 Next Event: 13,980

Markets Selected: 153 Exposure: 0.00 Max Next Stake: 0.00 LastTrap/Cloth Win: 0

Monitored: 153 Virtual Wallets: 0.00 Unsettled Markets: 0

System Settings

Select System: System1

System Name: System1

Copy Reset Add Delete

Settings Selections Staking Plan

Event Settings

System Active ☒

Country AU,GB,SE,US

Event Type(s) Horse Racing

Market Type(s) [Horse Racing]...

BetType Lay

Bet Time Option Official/Off / Star...

Bet Time Start(s) 5

Bet Time End(s) 0

Min Odds 1.10

Max Odds 10.00

Min Money % 1.0

Market Type(s)

Sets market types active in this system. Eg MATCH_ODDS, WIN, PLACE...

Active	StartTime	Market	Market Status	Race Status	SP	Bets
✓	13 May 2020 18:00	Tampa Bay Downs - R1 1m Claim WIN	OPEN		✓	
✓	13 May 2020 18:30	Tampa Bay Downs - R2 6f Claim WIN	OPEN		✓	
✓	13 May 2020 19:00	Tampa Bay Downs - R3 1m Mdn Claim W	OPEN		✓	
✓	13 May 2020 19:15	Will Rogers Downs - R1 5f Claim WIN	OPEN		✓	
✓	13 May 2020 19:30	Tampa Bay Downs - R4 6f Mdn WIN	OPEN		✓	
✓	13 May 2020 19:45	Will Rogers Downs - R2 6f Mdn WIN	OPEN		✓	
✓	13 May 2020 20:00	Tampa Bay Downs - R5 1m Claim WIN	OPEN		✓	
✓	13 May 2020 20:15	Will Rogers Downs - R3 6f Claim WIN	OPEN		✓	
✓	13 May 2020 20:30	Tampa Bay Downs - R6 6f Mdn Claim WIT	OPEN		✓	
✓	13 May 2020 20:45	Will Rogers Downs - R4 6f Mdn WIN	OPEN		✓	

System	EventName	Runner	Side	AveragePriceMatched	SizeMatch
1		Happy Wanderer		4.6	5.5
2		Nauti Buoy		12.5	19
3		Entertainer		28	85
4		Hondo Gusto		95	260
5		Completely Bonkers		4.8	4.9
6		Tiz Samurai		6.2	6.6
7		The Wayne Factor		36	48
8		Game Day Drama		6.8	8

Current Orders System Performance Results Cycle Sim/Live

TimeStamp	Event	System	Details
13 May 2020 14:01:40	Open		
13 May 2020 14:06:47	NOBETREASONS	Gerald Back - Copy	System Not Active, O

BetBotPro 1.0.0.36 Auto Reload: Licence Expires: 365242 days 10:53 LocalTime: 14:06:59 RunTime: 0:48:27 Connection Status: UK Avg / Last Refresh (ms): 22550 / 49894 Last Update: 14:06:47.520

Select the Bet type back or Lay.

System Settings

Select System: System5

System Name:

Copy Reset Add Delete

Settings Selections Staking Plan

A-Z

Event Settings

System Active	<input checked="" type="checkbox"/>
Country	All, No Country, AD...
Event Type(s)	Horse Racing
Market Type(s)	[Horse Racing] WIN
BetType	Back
Bet Time Option	OfficialOff / StartTi...
Bet Time Start(s)	60
Bet Time End(s)	0
Min Odds	2.00
Max Odds	20.00
Min Money %	1.0
Max Money %	100.0

On the Selections tab, choose options for the bot to automatically choose a selection. This could be a 1st Favourite or one of the [many other options](#) available like greyhound trap selection or sequence.

System Settings

Select System: System1

System Name: System1

Copy Reset Add Delete

Settings Selections Staking Plan

A-Z

Selection Options

Selection Options Favourite Selection

Favourite Selection

Only if xth Fav 1

Extra Scenarios

ExtraScenarios

Only if xth Fav

Selects the runners based on the ranking of last traded price. Rank=1 is the favourite.

System Settings

Select System: System1

System Name: System1

Copy Reset Add Delete

Settings Selections Staking Plan

A-Z

Selection Options

Selection Options Favourite Selection

Favourite Selection

1st Selection

All Trap Selection

Favourite Selection

Last Trap/SaddleCloth Selection

Manual Selection

Money% Selection

Multiple Trap/SaddleCloth Selection

Order Selection

Favourite Sequence

Manual Selections

If you want to choose your own manual selections say from a tipster then choose the Manual selection Option.

Dont forget to untick Only if xth Fav.

Also make sure to tick the selection/s you want in the Selections available for the race selected.

The screenshot displays the BetBotPro 1.0.0.36 interface. The 'Manual Bets' table is visible, showing a list of races with columns for No, Silks, Runner, Odds, and BSP. The 'System Settings' panel on the right shows 'Manual Selection' selected under 'Selection Options' and 'Only if xth Fav' set to 'False'.

*Manual	No	Silks	Runner	08.5	17.5	BSP	Wt
<input type="checkbox"/>	1		Happy Wanderer	4.9	5.8	6.05	
<input type="checkbox"/>	2		Nauti Buoy	12.5	18.5	18.44	
<input type="checkbox"/>	3		Entertainer	28	85	27.15	
<input type="checkbox"/>	4		Hondo Gusto	95	260	91.68	
<input checked="" type="checkbox"/>	5		Completely Bonkers	4.8	4.9	5.14	
<input type="checkbox"/>	6		Tiz Samurai	5.6	6.6	6.60	
<input type="checkbox"/>	7		The Wayne Factor	36	48	26.45	
<input type="checkbox"/>	8		Game Day Drama	7	8	8.57	

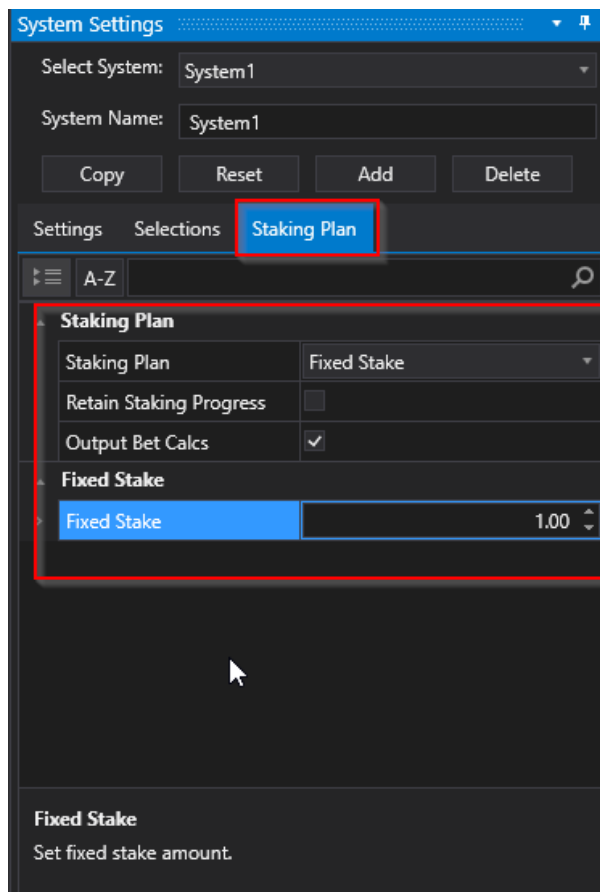
You can deselect any races or events that you dont want to monitor or skip. Also you can select or unselect all markets.

The screenshot displays the BetBotPro 1.0.0.36 interface. The 'Markets' section shows 'All Markets Active' checked. The 'Market Tree' table lists various races with columns for Active, StartTime, Market, and Market Status.

Active	StartTime	Market	Market Status
<input checked="" type="checkbox"/>	13 May 2020 18:00	Tampa Bay Downs - R1 1m Claim WIN	OPEN
<input checked="" type="checkbox"/>	13 May 2020 18:30	Tampa Bay Downs - R2 6f Claim WIN	OPEN
<input checked="" type="checkbox"/>	13 May 2020 19:00	Tampa Bay Downs - R3 1m Mdn Claim WIN	OPEN
<input type="checkbox"/>	13 May 2020 19:15	Will Rogers Downs - R1 5f Claim WIN	OPEN
<input checked="" type="checkbox"/>	13 May 2020 19:30	Tampa Bay Downs - R4 6f Mdn WIN	OPEN
<input type="checkbox"/>	13 May 2020 19:45	Will Rogers Downs - R2 6f Mdn WIN	OPEN
<input checked="" type="checkbox"/>	13 May 2020 20:00	Tampa Bay Downs - R5 1m Claim WIN	OPEN
<input checked="" type="checkbox"/>	13 May 2020 20:15	Will Rogers Downs - R3 6f Claim WIN	OPEN
<input checked="" type="checkbox"/>	13 May 2020 20:30	Tampa Bay Downs - R6 6f Mdn Claim WIN	OPEN
<input checked="" type="checkbox"/>	13 May 2020 20:45	Will Rogers Downs - R4 6f Mdn WIN	OPEN

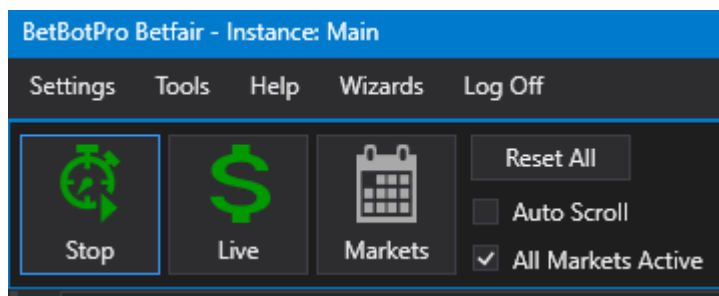
Staking

Set the staking for the system you want to use like fixed stakes, recovery staking, fibonacci etc. There are many to choose from.



5. Click the stop/start button to start the software.

Once started the software goes through the events in sequential order and checks the filters you have set against each one, if a selection fits all criteria then a bet will be placed.



You can also apply many other settings and filters to help control your strategy. See the rest of this manual for more details. Perhaps decide on a sensible 'Max Loss' and 'Max Profit' for safety on the Stop Conditions tab.

Most settings by default should allow most bets so don;t change too much initially.

Maybe check Bet time, Min/Max Odds, min/max runners etc to start with.

[Bet Settings](#)

Settings

Selections

Staking Plan

A-Z

Event Type(s)

Horse Racing

Market Type(s)

[Horse Racing] WIN

BetType

Lay

Bet Time Option

OfficialOff / StartTime

Bet Time Start(s)

5

Bet Time End(s)

0

Min Odds

1.10

Max Odds

10.00

Min Money %

1.0

Max Money %

100.0

Min Runners

3

Max Runners

20

Max Back/Lay Price Ratio

100.00

Max Stake Liability

100.00

Min Number of Bets

0

Max Number of Bets

2

Min Amount Matched

10.00

Max Back Book %

500.00

Min Lay Book %

10.00

Min Place Winners

1

Max Place Winners

5

Stop Conditions

Set stop conditions to stop the system placing bets.

Stop Conditions

Loss Amount

500.00

Profit Amount

500.00

Max Losers

50

Max Winners

500

Consecutive Losers

50

Consecutive Winners

500

Trailing Stop

☐

Bank Increase

1,000.00

Bank Increase %

1,000.00

Bank Increase Target

Start: 11 Target: 1000 / 118

Advanced Bet Settings

Advanced Settings

Bet On BSP	<input type="checkbox"/>
Unsettled Bets Allowed	0
Tick Offset	0
Skip Reserves	<input type="checkbox"/>
Price Basis	Lay
Keep In Play	<input type="checkbox"/>
Include Commission	<input checked="" type="checkbox"/>
Use Results Profit/Loss	<input type="checkbox"/>
Virtual Wallet Amount	0.00

Fixed Price Betting

Cycle simulator/live mode

Results

Check the results to see if bets are being placed in sim or live mode and are as expected.
If bets are not being placed check the reasons for that in the [event log](#) or live [no bet reasons matrix](#).

Betfair Notice:

This is a notice from Betfair.

Dear Betfair Software Vendor,

We are writing to you as a Vendor who offers a simulation mode (paper trading with no real money) as part of their software offering.

We ask that you make your customers aware that the simulation mode makes real requests for live Betfair data.

This is important from a Data Request charge and an efficiency point-of-view.

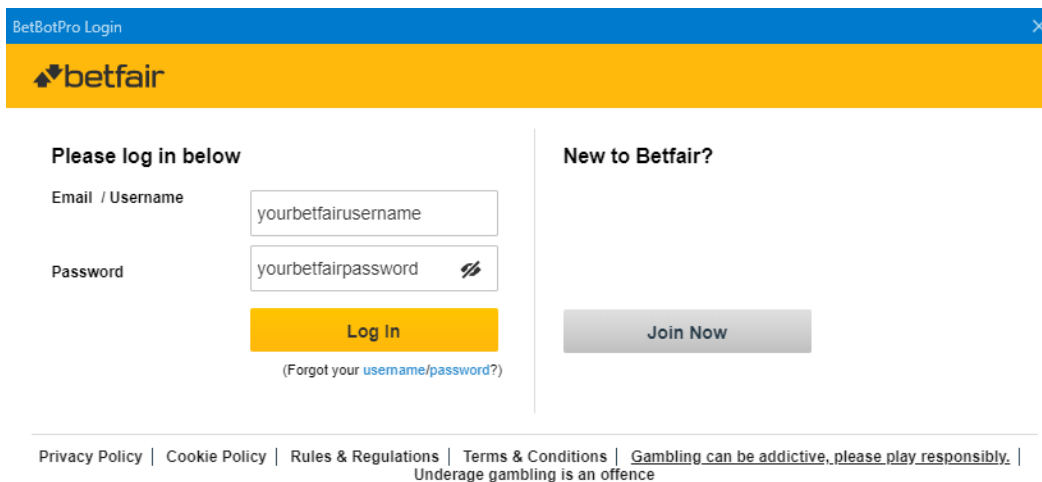
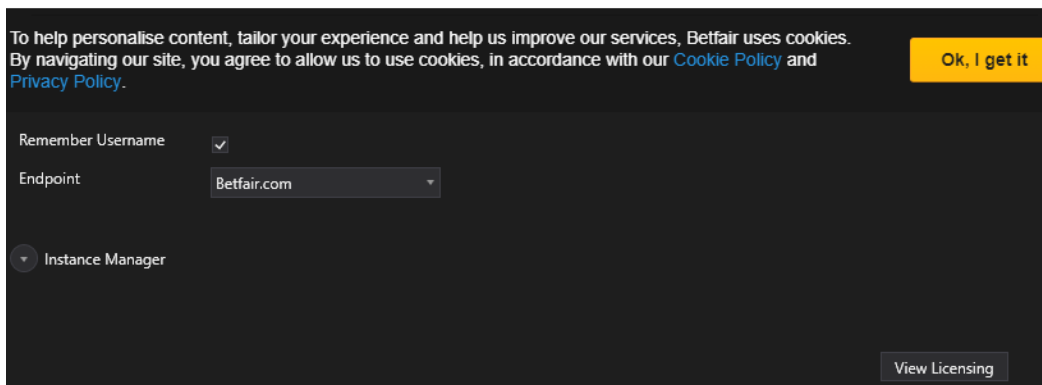
It should be made clear that the functionality (like any feature of the software) is offered as a tool to aid bet placement and not intended for long term data analysis.

If customers wish to test strategies, they should instead use the Historical Data services made available via <http://data.betfair.com/> or <http://www.fracsoft.com> – rather than relying on the live system.

This is a much more efficient way for Betfair to provide such data.

Getting Started

Once you have double clicked on the Betbotpro shortcut file on the desktop to start the bot you will need to login to the software using your Betfair account username and password shown below:

The image shows a window titled "BetBotPro Login" with a blue header bar. Below the header is a yellow bar with the Betfair logo. The main area is divided into two sections. The left section, titled "Please log in below", contains two input fields: "Email / Username" with the placeholder text "yourbetfairusername" and "Password" with the placeholder text "yourbetfairpassword" and a small icon of a crossed-out eye. Below these fields is a yellow "Log In" button and a link "(Forgot your [username/password?](#))". The right section, titled "New to Betfair?", contains a grey "Join Now" button. At the bottom of the window, there is a horizontal line followed by a row of links: "Privacy Policy", "Cookie Policy", "Rules & Regulations", "Terms & Conditions", and "Gambling can be addictive, please play responsibly. | Underage gambling is an offence".The image shows a dark-themed overlay with a yellow "Ok, I get it" button in the top right corner. The text reads: "To help personalise content, tailor your experience and help us improve our services, Betfair uses cookies. By navigating our site, you agree to allow us to use cookies, in accordance with our [Cookie Policy](#) and [Privacy Policy](#)." Below this text are two settings: "Remember Username" with a checked checkbox and "Endpoint" with a dropdown menu showing "Betfair.com". At the bottom left is a button labeled "Instance Manager" with a small downward arrow icon. At the bottom right is a button labeled "View Licensing".

Simply enter your Betfair user name and password.

You can decide to remember your user name by ticking the box.

Basic Layout

The bot consists of 5 areas:

- 1) The top menu area showing the 'Start/Stop' button, the 'simulation/live' mode button, the 'Load Markets' button as well as the account information.
There are also other top menu items called Settings, Tools, Help and Wizard.
- 2) The main area showing all the races, events, matches, results and profit/loss.
- 3) The bottom area to see the runners and betfair odds, any bets placed in Current Orders & Results, System Performance Stats and an event log.
- 4) The right area showing all the System Setting options.
This is split into multiple sections called Settings, Selections & Staking Plan
- 5) A live traffic light system for showing the reasons a bet may not placed.
You can monitor this in realtime.

Top Status Bar:

- Events Selected: 18
- Balance: 0.00
- Total PL: 0.00
- Next Event: 717
- Markets Selected: 153
- Exposure: 0.00
- Max Next Stake: 1.00
- LastTrap/Cloth Win: 0
- Monitored: 153
- Virtual Wallets: 0.00
- Unsettled Markets: 0

Central Market List Table:

Active	StartTime	Market	Market Status	Race Status
✓	13 May 2020 18:00	Tampa Bay Downs - R1 1m Claim WIN	OPEN	
✓	13 May 2020 18:30	Tampa Bay Downs - R2 6f Claim WIN	OPEN	
✓	13 May 2020 19:00	Tampa Bay Downs - R3 1m Mdn Claim WIN	OPEN	
✓	13 May 2020 19:15	Will Rogers Downs - R1 5f Claim WIN	OPEN	
✓	13 May 2020 19:30	Tampa Bay Downs - R4 6f Mdn WIN	OPEN	
✓	13 May 2020 19:45	Will Rogers Downs - R2 6f Mdn WIN	OPEN	
✓	13 May 2020 20:00	Tampa Bay Downs - R5 1m Claim WIN	OPEN	
✓	13 May 2020 20:15	Will Rogers Downs - R3 6f Claim WIN	OPEN	
✓	13 May 2020 20:30	Tampa Bay Downs - R6 6f Mdn Claim WIN	OPEN	
✓	13 May 2020 20:45	Will Rogers Downs - R4 6f Mdn WIN	OPEN	
✓	13 May 2020 21:00	Tampa Bay Downs - R7 1m Claim WIN	OPEN	

Manual Bets Table:

*Manual	No	Silks	Runner	00.3	17.7
✓	1		Happy Wanderer	4	4.1
✓	2		Nauti Buoy	10	10.5
✓	3		Entertainer	36	38
✓	4		Hondo Gusto	100	110
✓	5		Completely Bonkers	5.6	5.7
✓	6		Tiz Samurai	3.65	3.7
✓	7		The Wayne Factor	32	34
✓	8		Game Day Drama	9	9.2
✓	9		Malekith	110	130

System Settings Panel:

- Select System: System1
- System Name: System1
- Copy, Reset, Add, Delete buttons
- Settings, Selections, Staking Plan tabs
- Event Settings:
 - System Active: ✓
 - Country: AU,GB,SE,US
 - Event Type(s): Horse Racing
 - Market Type(s): [Horse Racing] WIN
 - Bet Type: Lay
 - Bet Time Option: OfficialOff / StartTime
 - Bet Time Start(s): 5
 - Bet Time End(s): 0
 - Min Odds: 1.10
 - Max Odds: 10.00
 - Min Money %: 1.0
 - Max Money %: 100.0
- Tick Offset: Set tick offset amount that bets will be placed at. A positive tick offset is higher than current live odds and vice versa.

Bottom Status Bar:

BetBotPro 1.0.0.36 Auto Reload: Licence Expires: 365242 days 07:12 LocalTime: 17:48:02 RunTime: 4:29:30 Connection Status: UK Avg / Last Refresh (ms): 367 / 98 Last Update: 17:48:02.923

When the software runs for the first time, the main area 1 is empty. This means that no races/events have been loaded.

The layout may change depending on your screen resolution, but you can click on the window header tabs and pin them open or drag and drop them to design the layout of your choice.

BetBotPro Betfair - Instance: Main

SettingsToolsHelpWizardsLog Off

Start

Live

Markets

Reset All

Auto Scroll

All Markets Active

Events Selected: 0

Markets Selected: 0

Monitored: 0

Balance: 0.00

Exposure: 0.00

Virtual Wallets: 0.00

Total PL: 0.00

Max Next Stake: 1.00

Unsettled Markets: 0

Next Event: 0

LastTrap/Cloth Win: 0

Active

StartTime

Market

Market Status

Race Status

SP

Bets

Profit

Winners

Reason

Manual Bets

*Manual

No

Silks

Runner

BSP

Volume

Mo

Display All Orders

System

EventName

Runner

Side

AveragePriceMatched

SizeMatch

Current Orders

System Performance

Results

Cycle Sim/Live

TimeStamp

Event

System

Details

BetBotPro 1.0.0.36

Auto ReLoad:

Licence Expires: 365242 days 07:01

LocalTime: 17:58:46

RunTime: 4:40:15

Connection Status: UK

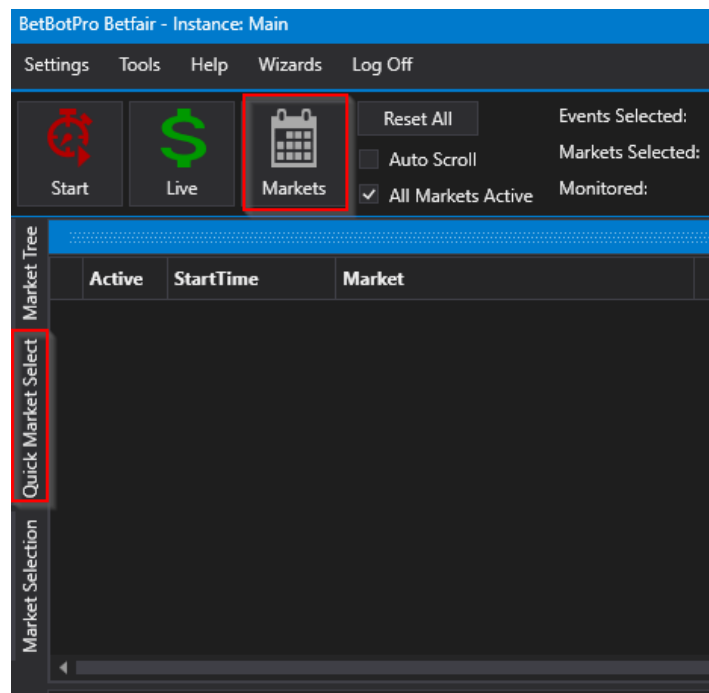
Avg / Last Refresh (ms): 83 / 10

Last Update: 17:58:46.887

Loading Races/Events

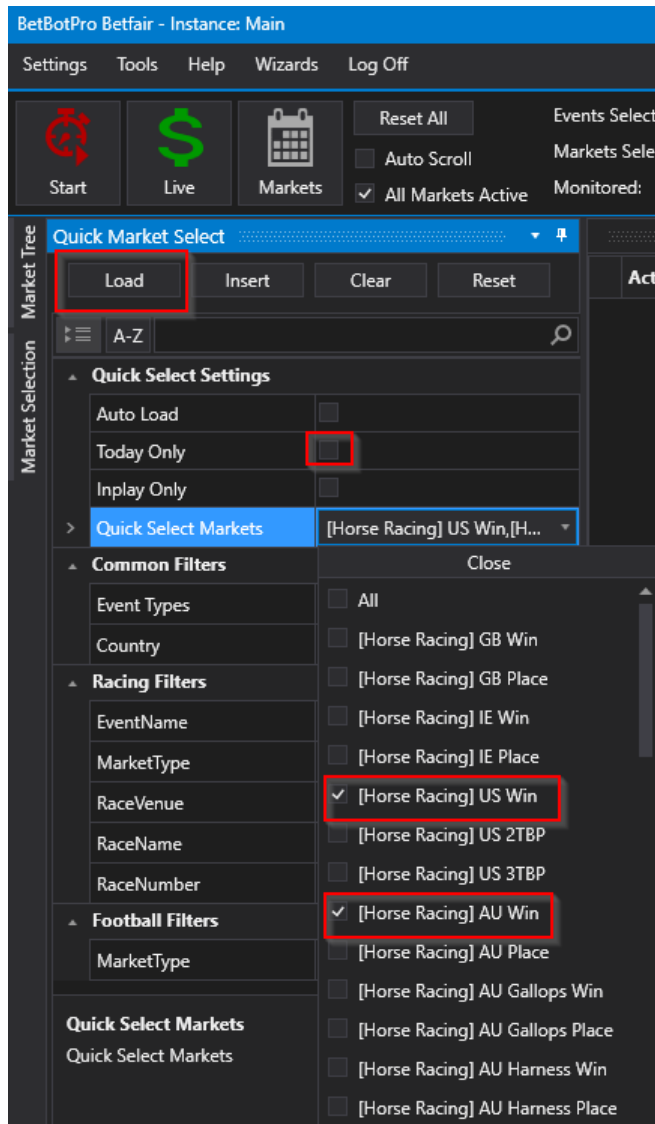
Firstly you need to decide what markets or events you want to load. Greyhound racing only, Horse racing only, Horse and Greyhound races, Football, Tennis etc.

Click the Markets button or use one of the left hand side tabs like Quick market Select.



Select from the dropdown box for the countries/markets you intend to use - Greyhound Win UK/AU, Horses Place UK, Soccer or select any combination of them. Keep it simple and choose one initially.

Check the type of market you want like Win markets or Place markets.



You then need to click the 'Load' button.
After a short delay all the events, in this case for US and AU Horse Win markets, appear in the main area.

Click on an event row to see the selections available on that race

Quick Market Select

Market Selection

Market Tree

Active	StartTime	Market				Market Status	Race Status	SP	Bets	Profit	Winners	
		13 May 2020 18:00	Tampa Bay Downs - R1 1m Claim WIN				SUSPENDED	RESULT				1 Happy Wande
		13 May 2020 18:30	Tampa Bay Downs - R2 6f Claim WIN				OPEN					
		13 May 2020 19:00	Tampa Bay Downs - R3 1m Mdn Claim WIN				OPEN					
		13 May 2020 19:15	Will Rogers Downs - R1 5f Claim WIN				OPEN					
		13 May 2020 19:30	Tampa Bay Downs - R4 6f Mdn WIN				OPEN					
		13 May 2020 19:45	Will Rogers Downs - R2 6f Mdn WIN				OPEN					
		13 May 2020 20:00	Tampa Bay Downs - R5 1m Claim WIN				OPEN					
		13 May 2020 20:15	Will Rogers Downs - R3 6f Claim WIN				OPEN					
		13 May 2020 20:30	Tampa Bay Downs - R6 6f Mdn Claim WIN				OPEN					
		13 May 2020 20:45	Will Rogers Downs - R4 6f Mdn WIN				OPEN					
		13 May 2020 21:00	Tampa Bay Downs - R7 1m Claim WIN				OPEN					

Manual Bets

*Manual	No	Silks	Runner	01.8	07.6	BSP	Volume	Mo
	1		Learn Story	60	80	36.66	102	
	2		Risen Change	38	44	36.93	60	
	3		Golden Nole	10.5	11	11.00	1,015	
	4		Memorable Angel	110	150	70.24	39	
	5		Swindle	40	46	34.89	79	
	6		Tale Of V K	21	23	20.04	264	

Display All Orders

System	EventName	Runner	Side	AveragePriceMatched	SizeMatch
--------	-----------	--------	------	---------------------	-----------

Current Orders

System Performance

Results

Cycle Sim/Live

TimeStamp	Event	System	Details
-----------	-------	--------	---------

Notice that all the times shown are in GMT/UTC. The time maybe displayed in your local time if you are in another country.

The runners will show the current Exchange back and lay prices.
Prices are from the Betfair Streaming API so they will update as and when a change occurs immediatley.

There are other event filters you can use to futher filter events from Betfair such as Race Name, Venue etc. Additionally there are some options for Soccer Markets.

Quick Market Select

Load

Insert

Clear

Reset

A-Z

Quick Select Settings

Auto Load

Today Only

Inplay Only

Quick Select Markets

☐

☒

☐

[Horse Racing] US Win,[H...

Common Filters

Event Types

Country

Racing Filters

EventName

MarketType

RaceVenue

RaceName

RaceNumber

Cannington,Chantilly

Football Filters

MarketType

MATCH_ODDS

EventName

Set filter based on EventName

Advanced Market Filtering

You can use the Market Selection tab if your markets are not available in Quick market Select. Here nearly all available markets are available from betfair.

Everything from Tennis to Darts to Esports.

Use the funnel symbol to customise your selections.
It is best if Quick Market Select options are all cleared first.

This filter can be saved and will be auto loaded next time you start the software or schedule a reload.

Market Tree	Market Selection			
	Load	Insert	<input type="checkbox"/> Save Filter	
Quick Market Select	EventType	Country	StartTime	Ever
	Esports	GB	13 May 2020 13:30	Tea
Market Selection	Esports	GB	13 May 2020 15:30	FaZe
	Esports	GB	13 May 2020 15:30	FaZe
	Esports	GB	13 May 2020 15:30	FaZe
	Esports	GB	13 May 2020 15:50	Espa
	Esports	GB	13 May 2020 15:50	Espa
	Esports	GB	13 May 2020 15:50	Espa
	Esports	GB	13 May 2020 16:00	Japa
	Esports	GB	13 May 2020 16:00	Altei
	Esports	GB	13 May 2020 16:00	Tea
	Esports	GB	13 May 2020 16:00	Tea
	Esports	GB	13 May 2020 16:00	Tea
	Esports	GB	13 May 2020 16:00	Ajuri
	Esports	GB	13 May 2020 16:00	Ajuri
	Esports	GB	13 May 2020 16:00	Ajuri
	Esports	GB	13 May 2020 16:00	Coni
	Esports	GB	13 May 2020 16:00	Coni
	Esports	GB	13 May 2020 16:00	Coni
	Esports	GB	13 May 2020 16:00	Havi
	Esports	GB	13 May 2020 16:00	Havi
	Esports	GB	13 May 2020 16:00	Havi
	Esports	GB	13 May 2020 16:00	Win:
	Esports	GB	13 May 2020 16:00	Win:

Market Tree

With the Market Tree option you can drill down as far as required to get the markets you want. You could just load a single race or match.

The screenshot displays the BetBotPro application window. On the left, the "Market Tree" panel shows a hierarchical view of betting markets. The "Horse Racing" category is expanded, and the "USA" market is selected. Below it, various race types are listed, including "1200m 3yo Stks", "R6 1200m Hcap", "R7 2100m Stks", "R8 2350m Hcap", "1200m 4yo+ Hcap", "R1 2140m Trot S", "R2 1640m Trot S", and "R1 1m Claim".

The main area of the interface shows a table of active orders or races. The columns include "Market Status" and "Race Status". The "Market Status" column contains icons representing different outcomes (e.g., horse head, American flag) and the word "OPEN". The "Race Status" column contains the word "RESULT".

At the bottom, there is a status bar with the following information:

- BetBotPro 1.0.0.36
- Auto ReLoad:
- Licence Expires: 365242 days 06:25
- LocalTime: 18:34:49
- RunTime: 5:16:17
- Connection:

Selecting your runners or selections

There are various Selection Options for choosing how to bet on a selection.

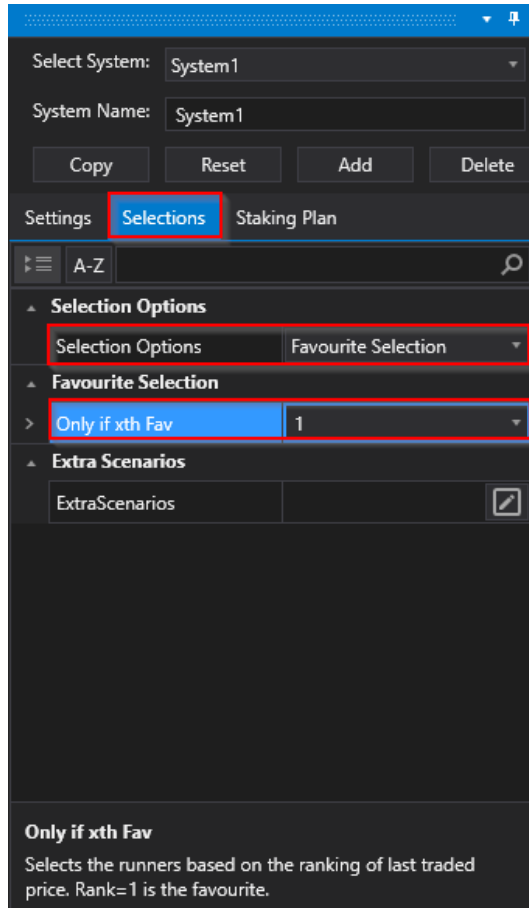
1. [You can select runners using an automated selection process, like an ordered favourite or other method.](#)
2. [You can select single or multiple manual selections of your choice.](#)
3. [You can select multiple automated selections like 1st and 2nd favourites or trap options.](#)
4. [Various Automated Selection Options can also be used to select selections.](#)
5. [Import selections from csv file or The Betplan.](#)

Back/Lay the numbered favourite:

You can select the Favourite Selection in the selection Options drop down box.
Select Only if xth Fav and set to 1 for 1st Fav, 2 for 2nd Fav , 3 for 3rd Fav etc.

Dont forget to check your Bet Settings and Staking.

Also click the Stop/Start button to start the software.



For any bet to be placed, a few things must happen:

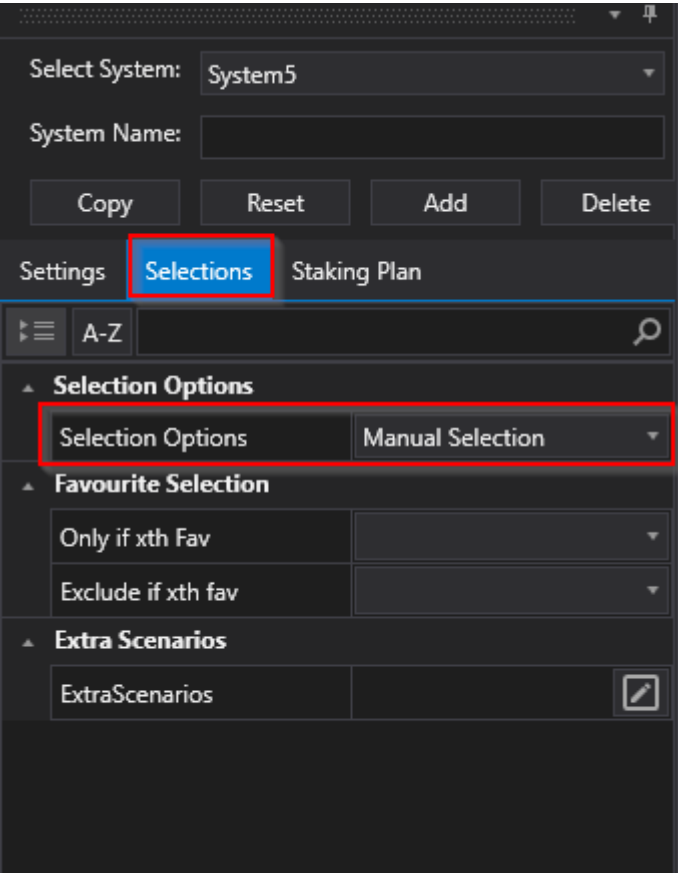
A) The selection price is less than 'Maximum Odds' and more than 'Minimum Odds' (Settings tab). Also any other criteria you filter like number of runners, % back/lay ratio must also be within range for a bet to be placed.

B) The 'Bot Status' (top area) is Running/Started.
This is accomplished by pressing the 'Start' button (top area).

C) The System is Active (Setting tab)

Back/Lay manually one or more runners:

To make a selection of your own say from a tipster you can simply select the Manual Selection Option in the selection tab.



Tick one or more runners in the list on the selections panel area after clicking the event /race row. You can also [import a csv or txt](#) file with a list of selections.

Here Goldstile and Typhoeus Face are the selections. All the usual filters apply like odds range etc.

Manual Bets						
*Manual	No	Silks	Runner	103.4%	98.4%	BSP
<input type="checkbox"/>	1		1. Flash Teemer	55	110	55.00
<input checked="" type="checkbox"/>	2		2. Goldstile	8.6	8.8	9.00
<input type="checkbox"/>	3		3. Insert Ecus	130	910	131.54
<input checked="" type="checkbox"/>	4		4. Typhoeus Face	5.8	5.9	6.60
<input type="checkbox"/>	5		5. Mr Perfection	21	24	23.06
<input type="checkbox"/>	6		6. Digger Lord	9.6	10.5	10.50
<input type="checkbox"/>	7		7. R.G.s Thunderbolt	55	75	50.00
<input type="checkbox"/>	8		8. Obi	14.5	15.5	13.00
<input type="checkbox"/>	9		9. Whipped Eggs	2.08	2.1	2.06

Heres an example

Stop

Simulator

Markets

Reset All

Auto Scroll

All Markets Active

Events Selected: 3

Markets Selected: 19

Monitored: 19

Balance: -4.34

Exposure: 0.00

Virtual Wallets: 0.00

Total PL: -4.34

Max Next Stake: 0.00

Unsettled Markets: 0

Next Event: 50

LastTrap/Cloth Win: 0

NoBet Reasons

Active	StartTime	Market	Market Status	Race Status	SP	Bets	Profit	Winners
<input checked="" type="checkbox"/>	14 May 2020 18:30	Aby - R4 3140m Trot S WIN	SUSPENDED	RESULT	<input checked="" type="checkbox"/>	2 Bets	-4.34	3. Whipped Eggs
<input checked="" type="checkbox"/>	14 May 2020 18:38	Orebro - R4 2140m Trot S WIN	OPEN		<input checked="" type="checkbox"/>			
<input checked="" type="checkbox"/>	14 May 2020 18:40	Angers - 2100m 3yo Mdn WIN	OPEN		<input checked="" type="checkbox"/>			
<input checked="" type="checkbox"/>	14 May 2020 18:52	Aby - R5 2140m Trot S WIN	OPEN		<input checked="" type="checkbox"/>			
<input checked="" type="checkbox"/>	14 May 2020 19:00	Orebro - R5 2100m Trot S WIN	OPEN		<input checked="" type="checkbox"/>			
<input checked="" type="checkbox"/>	14 May 2020 19:10	Angers - 2100m 4yo+ Hcap WIN	OPEN		<input checked="" type="checkbox"/>			
<input checked="" type="checkbox"/>	14 May 2020 19:14	Aby - R6 2140m Trot S WIN	OPEN		<input checked="" type="checkbox"/>			

Manual Bets

*Manual	No	Silks	Runner	104.5%	96.6%	BSP
<input type="checkbox"/>	1		1. Flash Teemer	100	190	170.00
<input checked="" type="checkbox"/>	2		2. Goldstile	7.6	8.2	8.13
<input type="checkbox"/>	3		3. Insert Ecus	250	940	259.27
<input checked="" type="checkbox"/>	4		4. Typhoeus Face	5.8	6.6	5.93
<input type="checkbox"/>	5		5. Mr Perfection	27	34	30.79
<input type="checkbox"/>	6		6. Digger Lord	7.8	8	7.95
<input type="checkbox"/>	7		7. R.G.s Thunderbolt	46	65	66.67
<input type="checkbox"/>	8		8. Obi	22	28	21.00
<input type="checkbox"/>	9		9. Whipped Eggs	2.02	2.08	2.06

Results

Display All Results

System	EventName	Runner	Side	Price M	Size Mi	Profi	Beti
System5	Aby (SWE) 14th M	4. Typhoeus Face	BACK	6.80	2.14	-2.14	Syst
System5	Aby (SWE) 14th M	2. Goldstile	BACK	6.60	2.20	-2.20	Syst

Current Orders

System Performance

Results

Cycle Sim/Live

TimeStamp	Event	System	Details
14 May 2020 18:22:51	Open		
14 May 2020 18:30:00	NOBETREASONS	System1	System Not Active
14 May 2020 18:30:00	NOBETREASONS	System5	Bets Already Exist For This Market/System

Select System: System5

System Name:

Copy

Reset

Add

Delete

Settings

Selections

Staking Plan

A-Z

Staking Plan

Target Profit Staking Plan

Retain Staking Progress

Output Bet Calcs

Target Profit Staking Plan

Target Profit

Recovery %

Cycles

Action

Bets per Cycle

BetBotPro 1.0.0.36

Auto ReLoad:

Licence Expires: 365241 days 06:23

LocalTime: 18:37:09

RunTime: 0:14:26

Connection Status: UK

Avg / Last Refresh (ms): 25465 / 3349

Last Update: 18:35:09.945

Goldstile and Typhoeus Face have been selected here.

The manual selection bet can be excluded or included if it is an xth ordered favourite. So you can exclude the selection if it was the favourite for instance, or only include it if it was the favourite.

Select System: System5

System Name:

Copy

Reset

Add

Delete

Settings

Selections

Staking Plan

A-Z

Selection Options

Selection Options

Manual Selection

Favourite Selection

Only if xth Fav

1

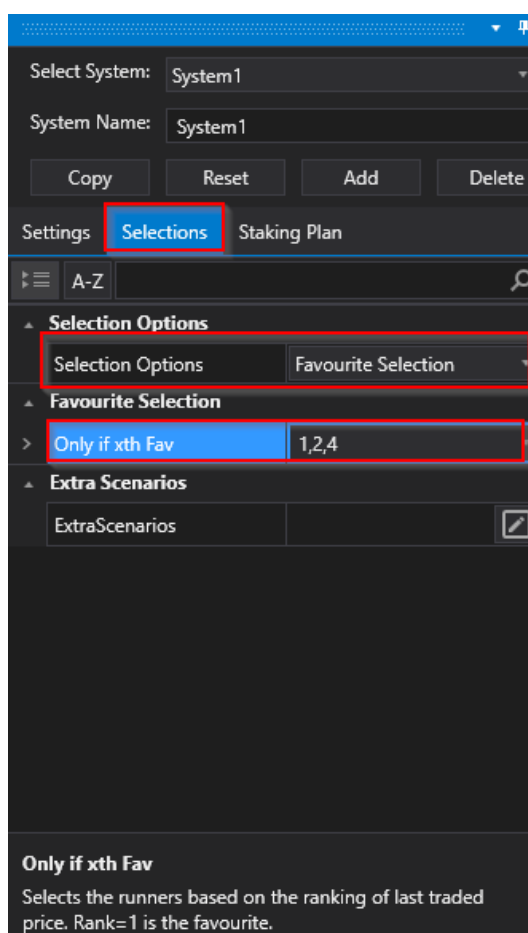
Exclude if xth fav

Extra Scenarios

ExtraScenarios

Back/Lay multiple favourites:

The selected Favourites here will be the 1st, 2nd and 4th Favourites.
Assuming that all the other settings allow.



For any bet to be placed, a few things must happen:

- A) The selection price is less than 'Maximum Odds' and more than 'Minimum Odds' (Settings tab). Also any other criteria you filter like number of runners, % back/lay ratio must also be within range for a bet to be placed.
- B) The 'Bot Status' (top area) is Running/Started. This is accomplished by pressing the 'Start' button (top area).
- C) The System is Active.

System Settings

Select System: System5

System Name:

CopyResetAddDelete

SettingsSelectionsStaking Plan

A-Z

Event Settings

System Active

Country All,No Country,AD,...

Event Type(s) Horse Racing

Market Type(s) [Horse Racing] WIN

BetType Back

Bet Time Option OfficialOff / StartTime

Bet Time Start(s) 60

Bet Time End(s) 0

Min Odds 2.00

Max Odds 20.00

Min Money % 1.0

Max Money % 100.0

Heres an example using Target Profit Staking.
Most stakes will auto dutch when betting on Multiple Selections.

BetBotPro Betfair - Instance: Main

SettingsToolsHelpWizardsLog Off

StopSimulatorMarkets

Reset All

Auto Scroll

All Markets Active

Events Selected: 3

Markets Selected: 22

Monitored: 22

Balance: 9.99

Exposure: 0.00

Virtual Wallets: 0.00

Total PL: 9.99

Max Next Stake: 11.99

Unsettled Markets: 1

Next Event: 817

LastTrap/Cloth Win: 0

NoBet Reasons

Active

StartTime

Market

Market Status

Race Status

SP

Bets

Profit

Winners

14 May 2020 18:05

Aby - R3 2140m Trot S WIN

SUSPENDED

RESULT

3 Bets.

9.99

11. Irruta Boko

14 May 2020 18:10

Angers - 2100m 3yo Mdn WIN

OPEN

3 Bets.

14 May 2020 18:15

Orebro - R3 2100m Trot S WIN

SUSPENDED

14 May 2020 18:30

Aby - R4 3140m Trot S WIN

OPEN

14 May 2020 18:38

Orebro - R4 2140m Trot S WIN

OPEN

14 May 2020 18:40

Angers - 2100m 3yo Mdn WIN

OPEN

14 May 2020 18:52

Aby - R5 2140m Trot S WIN

OPEN

Manual Bets

No

Silks

Runner

102.4%

97.2%

BSP

Volume

Moi

Potential Se

5

5. Mellangardens May

8.8

9.2

12.61

1,213

8.8

6

6. Kadett Brodde

20

22

22.00

473

3.4

7

7. Todaysfreshair

36

44

38.00

76

0.5

9

9. Super Alice

13

13.5

12.00

344

2.5

System5

11

11. Irruta Boko

3.55

3.65

3.42

3,659

26.5

System1 Sys

12

12. Idontcare

100

990

258.38

74

0.5

14

14. Global Under Cover

32

34

35.03

91

0.7

15

15. Geena Journey

3

3.05

3.00

7,257

52.5

System1 Sys

10

10. Irruta Boko

0

0

495.61

0

0.0

8

8. Bolt Challenger

0

0

490.61

0

0.0

13

13. Shedrivesmecrazy

0

0

490.61

0

0.0

Display All Results

Runner

Side

Price

Size

Profit

14th May

9. Super Alice

BACK

10.50

2.76

-2.76

14th May

11. Irruta Boko

BACK

3.80

7.63

21.16

14th May

15. Geena Journey

BACK

3.45

8.41

-8.41

Current Orders

System Performance

Results

Cycle Sim/Live

TimeStamp

Event

System

Details

14 May 2020 18:01:58

Open

14 May 2020 18:05:00

NOBETREASONS

System1

System Not Ac

14 May 2020 18:05:00

NOBETREASONS

System5

Bets Already E

Selection Options

Selection Options

Favourite Selection

Only if xth Fav

1,2,4

Extra Scenarios

ExtraScenarios

Only if xth Fav

Selects the runners based on the ranking of last traded price. Rank=1 is the favourite.

The status of the market is shown in the Market Events panel.
ie. Market Open, Closed, Suspended etc

The above picture shows that 3 bets were placed and settled. The Results panel shows the

3 selections which were 1st, 2nd and 4th favourites at the time specified.

The green highlighted selections in the Runners window are the potential selections that the system could pick.

You can see the timestamps in the Event log panel the race was active, suspended and closed and any reasons the bet might not be placed.


When the profit/loss for a race is available from Betfair, it appears under the 'Profit' column and updates the account information and possibly the next stake value depending on the staking set.


Betbotpro Top Menu Options


This section will run through the options available on the top menu.

BetBotPro Betfair - Instance: Main

SettingsToolsHelpWizardsLog Off

Stop

Simulator

Markets

Reset All


☐ Auto Scroll

☒ All Markets Active

Events Selected: 8

Markets Selected: 39

Monitored: 15

Balance:  0.00

Exposure: 0.00

Virtual Wallets: 0.00

Total PL: -2.14

Max Next Stake: 3.00

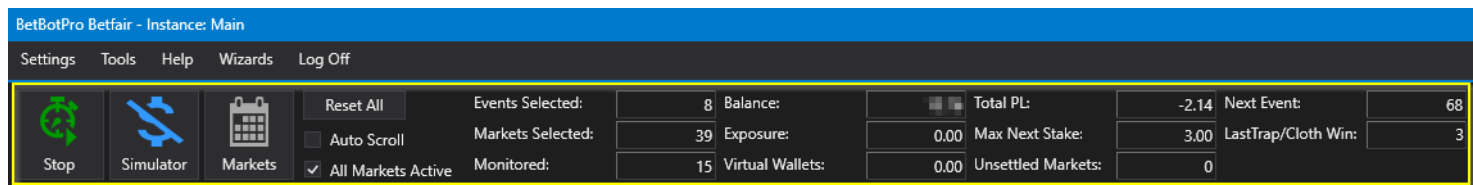
Unsettled Markets: 0

Next Event: 68

LastTrap/Cloth Win: 3

Home Menu

We call the home menu the area where the big buttons are top left.



[Start/Stop Button](#)

Toggling this button starts or stops the Bot and bet placement.

[Simulation/Live Button](#)

Toggling this button will change the mode from simulation to live mode. The change will be instant and the button will turn Green for live mode. Simulation mode is basically like paper trading or testing with no real money used. Live mode will place bets with real money from your account.

[Markets Button](#)

This will show the Quick Market select tab on the left hand side where you can select the markets or events you want to bet on for the day.

[Reset All](#) - This will completely reset everything and reload any markets previously loaded.

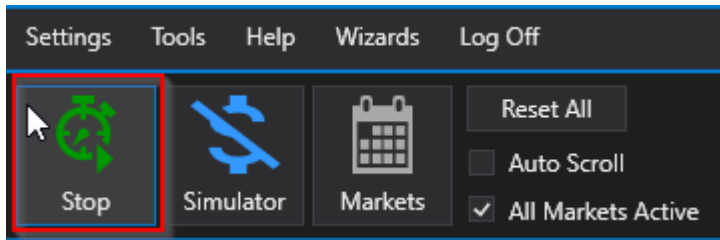
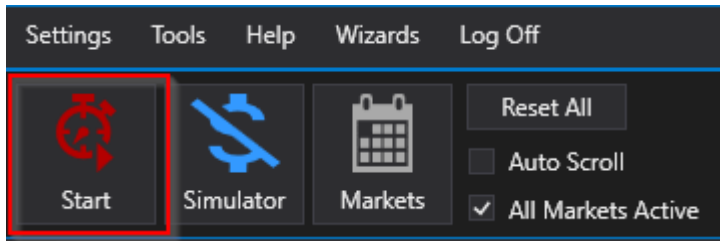
[AutoScroll](#) - Auto scroll through the days events/races.

[All Markets Active](#) - After Markets are loaded all events are automatically ticked to be active.

[Account Information](#) - Your account information is displayed here as well as the day's profit/loss.

Start/Stop Button

Toggling this button starts or stops the bet placement. The button will turn Green to show that is running.

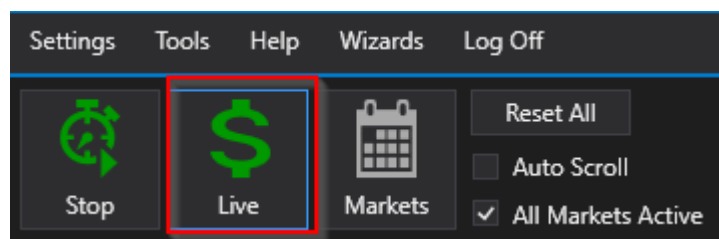
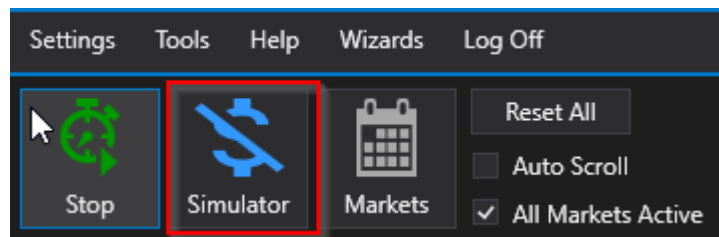


Simulation/Live Mode Button

Toggling this button will change the mode from simulation to live mode. The change will be instant and the button will turn Green for live mode.

Simulation mode is basically like paper trading or testing with no real money used.

Live mode will place bets with real money from your account.



When you change modes they will be applied immediately so please be careful.

When the simulation mode is on the software will do pretty much everything as normal except a bet won't actually be placed.

The results in simulation mode are estimated from the odds available at the time of the bet and the winner result of the Race or Match. The winner results come straight from the Betfair API so are pretty reliable.

In live mode the profit/loss comes from the settled bet in your Betfair Account, while in simulation the winner results coming from the betfair api determine the simulated P/L..

Sometimes these results are missing or wrong so a result cannot be given but in most cases it works fine.

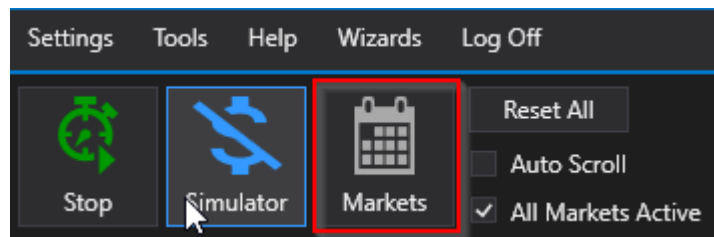
You can always check the result yourself using <https://www.racingpost.com/> results for horses or <https://www.ukdogracing.net> for the greyhounds.

Also fast results here for many sports:

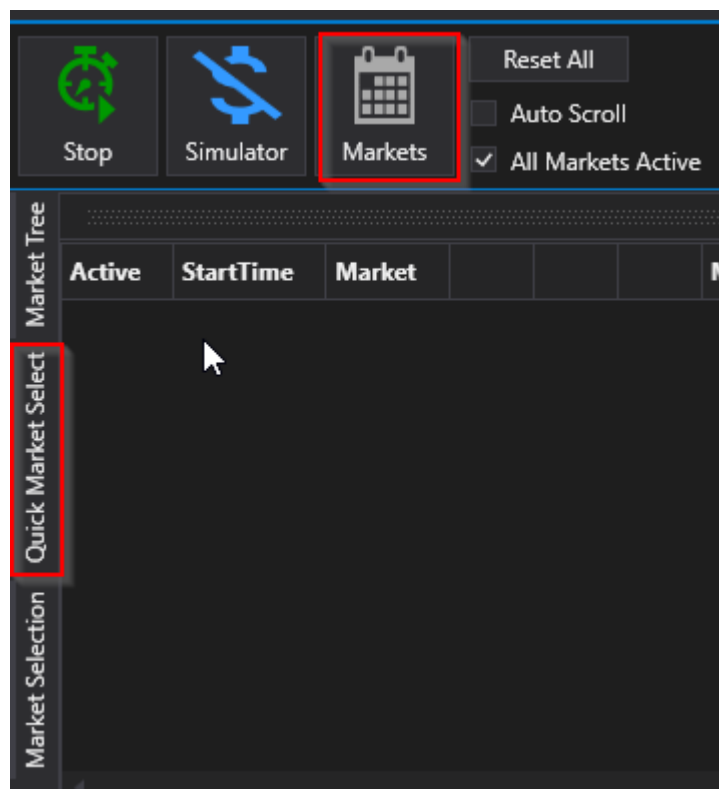
<https://www.sportinglife.com/racing/fast-results>

Markets Button

Load Markets button

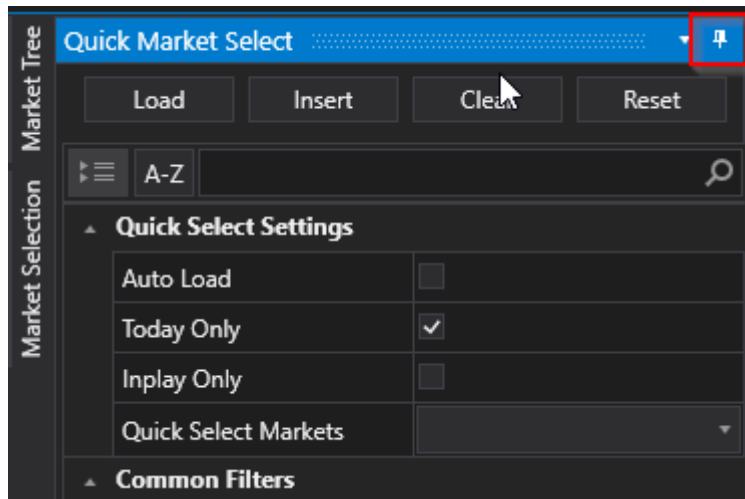


Clicking this button is the same as clicking the Quick market select tab on the left



Once the Quick Markets window has opened you can choose the events/races you want to load into the main event window.

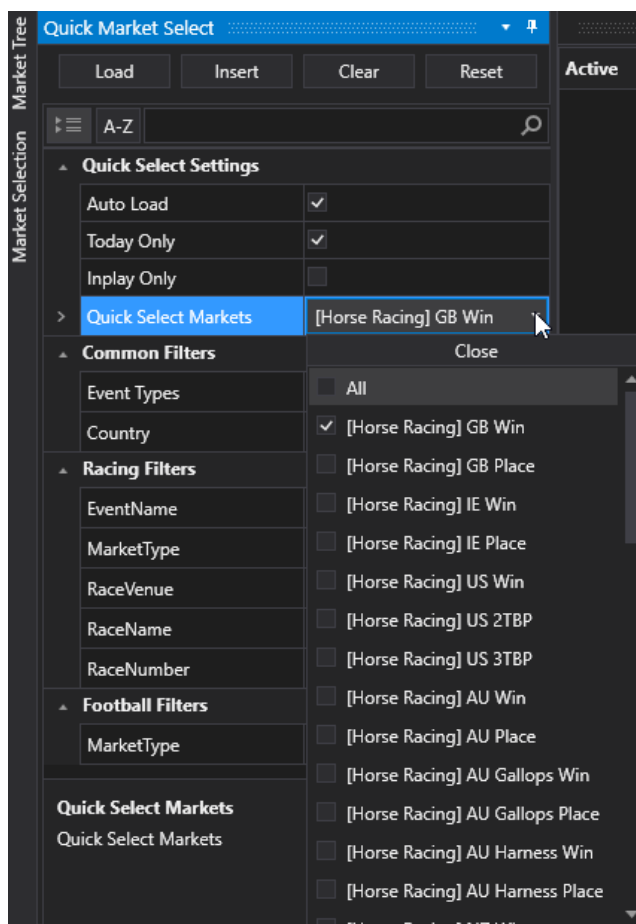
You can pin the QMS window to stay open so it doesn't fold back in.



Click the Quick Select Markets drop down to choose a market.

The drop down will show the most common markets available. If you need other markets then perhaps use the other methods of [loading events](#).

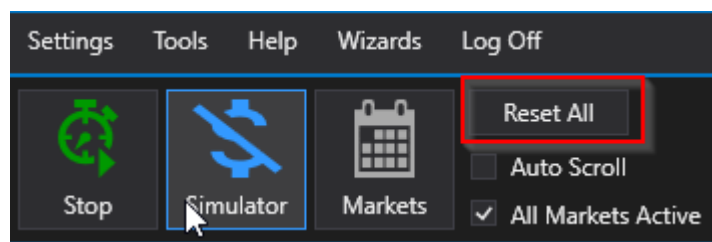
Autoload will load these selected markets each time you start the software or use the Reset All option.



You can also choose to load only todays markets or Inplay only markets etc.

Click load or Insert to put the markets into the main window.

Reset All



This will completely reset everything and reload any markets previously loaded.

If staking systems have Retain Staking Progress enabled then the stakes will not be reset and the staking state will be remembered. ie any recovery amounts could still be valid.

Auto Scroll

If ticked it will automatically scroll through the events, and show the selections involved at the bottom.

After each race is complete it will move on to the next one.

Stop
 Simulator
 Markets

☒ Auto Scroll

☒ All Markets Active

Events Selected: 8
 Balance: 10.76
 Total PL: 0.00
 Next Event:

Markets Selected: 39
 Exposure: 0.00
 Max Next Stake: 0.00
 Last Trapped:

Monitored: 15
 Virtual Wallets: 0.00
 Unsettled Markets: 0

Active	StartTime	Market	Market Status	Race Status	SP	Bets	Profit	Winners
<input checked="" type="checkbox"/>	21 May 2020 12:40	Sandown Park - R11 515m Gr5		RESULT	<input checked="" type="checkbox"/>			6. Dewana Classic
<input checked="" type="checkbox"/>	21 May 2020 12:43	Angle Park - R8 515m Gr4/5		RESULT	<input checked="" type="checkbox"/>			8. Winlock Huddy
<input checked="" type="checkbox"/>	21 May 2020 12:47	Dapto - R8 520m FFA	OPEN		<input checked="" type="checkbox"/>			
<input checked="" type="checkbox"/>	21 May 2020 12:54	Mandurah - R8 490m Gr4/5	OPEN		<input checked="" type="checkbox"/>			
<input checked="" type="checkbox"/>	21 May 2020 12:57	Albion Park - R10 520m M5	OPEN		<input checked="" type="checkbox"/>			
<input checked="" type="checkbox"/>	21 May 2020 13:01	Sandown Park - R12 515m Gr5	OPEN		<input checked="" type="checkbox"/>			
<input checked="" type="checkbox"/>	21 May 2020 13:04	Dapto - R9 600m Gr4/5	OPEN		<input checked="" type="checkbox"/>			
<input checked="" type="checkbox"/>	21 May 2020 13:08	Angle Park - R9 600m Gr2/3/4	OPEN		<input checked="" type="checkbox"/>			
<input checked="" type="checkbox"/>	21 May 2020 13:13	Mandurah - R9 405m Gr5	OPEN		<input checked="" type="checkbox"/>			
<input checked="" type="checkbox"/>	21 May 2020 13:20	Dapto - R10 520m Gr5	OPEN		<input checked="" type="checkbox"/>			
<input checked="" type="checkbox"/>	21 May 2020 13:30	Angle Park - R10 515m Gr6	OPEN		<input checked="" type="checkbox"/>			

Manual Bets

Manual	No	Silks	Runner	101.9%	99.1%	BSP	Volume	Money %
<input type="checkbox"/>	1		1. Nangar Jack	17.5	19	17.04	793	2.5
<input type="checkbox"/>	2		2. Forners Flame	1.91	1.92	1.77	23,814	75.7
<input type="checkbox"/>	3		3. Silver Heels	6.8	7.2	7.60	2,041	6.5
<input type="checkbox"/>	4		4. Sunburnt Highway	8.6	8.8	8.40	2,045	6.5
<input type="checkbox"/>	5		5. Low Flying Crow	9.4	9.8	10.58	1,137	3.6
<input type="checkbox"/>	6		6. Dual Focus	26	27	22.49	1,270	4.0
<input type="checkbox"/>	7		7. Tessa Allen	95	110	82.77	117	0.4
<input type="checkbox"/>	8		8. Quip Allen	50	60	47.78	245	0.8

☐ Display All Orders

System	EventName	Runner	Side	AveragePriceMa

Current Orders
 System Performance
 Results
 Cycle Sim/Live

TimeStamp	Event	System	Details
21 May 2020 12:45:22	Open		
21 May 2020 12:46:27	NOBETREASONS	System1	Outside Bet

All Markets Active

Toggling this tick box will select all markets or unselect all markets in the event window.

You can choose to not monitor some races by simply unticking them in the main window or only ticking the ones you are interested in.

Below we have unchecked two races we are not interested in.

Stop

Simulator

Markets

Reset All

☒ Auto Scroll

☒ All Markets Active

Events Selected: 8

Balance: 10.76

Total PL: 0.00

Next Event:

Markets Selected: 39

Exposure: 0.00

Max Next Stake: 1.00

LastTrap/Cl

Monitored: 15

Virtual Wallets: 0.00

Unsettled Markets: 0

Active	StartTime	Market	Market Status	Race Status	SP	Bets	Profit	Winners
<input checked="" type="checkbox"/>	21 May 2020 12:40	Sandown Park - R11 515m Gr5		RESULT	<input checked="" type="checkbox"/>			6. Dewana Classic
<input checked="" type="checkbox"/>	21 May 2020 12:43	Angle Park - R8 515m Gr4/5		RESULT	<input checked="" type="checkbox"/>			8. Winlock Huddy
<input checked="" type="checkbox"/>	21 May 2020 12:47	Dapto - R8 520m FFA	SUSPENDED	RESULT	<input checked="" type="checkbox"/>			2. Forners Flame
<input checked="" type="checkbox"/>	21 May 2020 12:54	Mandurah - R8 490m Gr4/5	OPEN		<input checked="" type="checkbox"/>			
<input type="checkbox"/>	21 May 2020 12:57	Albion Park - R10 520m M5	OPEN		<input checked="" type="checkbox"/>			
<input checked="" type="checkbox"/>	21 May 2020 13:01	Sandown Park - R12 515m Gr5	OPEN		<input checked="" type="checkbox"/>			
<input checked="" type="checkbox"/>	21 May 2020 13:04	Dapto - R9 600m Gr4/5	OPEN		<input checked="" type="checkbox"/>			
<input checked="" type="checkbox"/>	21 May 2020 13:08	Angle Park - R9 600m Gr2/3/4	OPEN		<input checked="" type="checkbox"/>			
<input checked="" type="checkbox"/>	21 May 2020 13:13	Mandurah - R9 405m Gr5	OPEN		<input checked="" type="checkbox"/>			
<input checked="" type="checkbox"/>	21 May 2020 13:20	Dapto - R10 520m Gr5	OPEN		<input checked="" type="checkbox"/>			
<input checked="" type="checkbox"/>	21 May 2020 13:30	Angle Park - R10 515m Gr6	OPEN		<input checked="" type="checkbox"/>			

Manual Bets

*Manual	No	Silks	Runner	106.4%	93.4%	BSP	Volume	Money %
<input type="checkbox"/>	1		1. Spring Spinner	28	46	22.82	6	0.2
<input type="checkbox"/>	2		2. Desert Flyer	19	25	17.92	6	0.2
<input type="checkbox"/>	3		3. Team Spolly	26	46	30.50	6	0.2
<input type="checkbox"/>	4		4. Burn Out Boy	11	14.5	13.00	0	0.0
<input type="checkbox"/>	5		5. Hello Im Bussy	36	70	49.00	0	0.0
<input type="checkbox"/>	6		6. Dancing Opie	8.6	11	9.50	66	1.7
<input type="checkbox"/>	7		7. Hello Im Rongo	14.5	19.5	24.25	27	0.7
<input type="checkbox"/>	8		8. Withers Monelli	1.58	1.6	1.63	3,710	97.1

☐ Display All Orders

System	EventName	Runner	Side	AveragePriceMatch

Current Orders

System Performance

Results




Cycle Sim/Live

TimeStamp	Event	System	Details
21 May 2020 12:45:23	Open		
21 May 2020 12:49:46	NOBETREASONS	System1	Outside Bet Tim

Account Information

BetBotPro Betfair - Instance: Main

Settings Tools Help Wizards Log Off

			Reset All	Events Selected:	8	Balance:	10.76	Total PL:	0.00	Next Event:	30
Stop	Simulator	Markets	<input type="checkbox"/> Auto Scroll	Markets Selected:	39	Exposure:	0.00	Max Next Stake:	1.00	Last Trap/Cloth Win:	2
			<input checked="" type="checkbox"/> All Markets Active	Monitored:	15	Virtual Wallets:	0.00	Unsettled Markets:	0		

Balance - This is your Betfair UK account balance, can be in your local currency £/Euro/\$Aus etc.

AUS Wallet - Recently the Aus wallet was removed by Betfair so all funds are now central in the UK wallet.

Exposure - This is shown only in live mode and shows you what liability or possible loss you have with placed bets.

Total PL - This is the profit/loss of the day's bets. This is always reset when you reload races.

[Virtual Wallet](#) - This shows the balance of the virtual wallet.

Virtual wallets can be set in the bet settings on each system, you may only want to use a portion of your betting bank to base staking on such as % Bank Stake.

Max Next Stake - This shows the max next stake that will be used to place the next bet, depending on what staking plan has been used. Sometimes this is not displayed as the next stake is not known until the last minute depending on the odds of the next selection.

If running multiple systems it will be the Maximum stake of all potential stakes shown.

[Unsettled markets](#) - Shows how many events have bets on and waiting to be settled.

This can be set in Bet settings and for accurate staking it is best set it to 0.

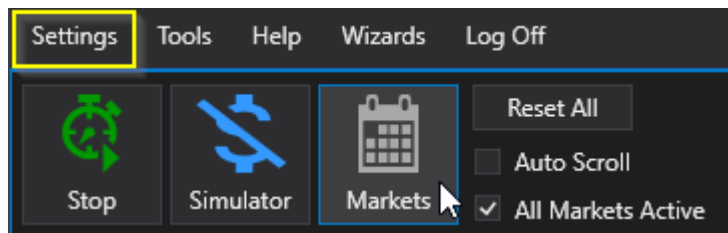
This means we wait for the last bet to be settled before making a new bet.

Other stats are shown here like number of Markets selected, Next event which is a count down to the next race or match

in seconds. Also the last Trap in greyhound races to win or the last Cloth number to win in Horse racing.

Settings Menu

The settings window is split into 3 sections, note these are overall settings not Bet or System settings. Although some of the option may effect the placing of bets.



1. [Main](#)
2. [Layout](#)
3. [Schedule](#)

Settings

MainLayoutSchedule

A-Z

Refresh Rate

Refresh Rate (ms)

1,000

Monitor Time

Monitor Time Enabled

Start Monitor Time (s)

3,600

Inplay Markets

Unsubscribe Inplay Markets

Skip BetLogic Inplay Markets

Australian Tax

Australian Tax

0.00

Expire Unsettled Bets

Expire Unsettled Bets Enabled

Expire Unsettled Bets (s)

1,200

Time Display

Time Display

0

Desktop Alerts

Show Desktop Alerts

Show Bets

Show External Bets

Show Only Bets Since Session Start

Result History

Export Result History

Export Results

Result History Start

27/02/2022 00:00

Result History End

27/02/2022 23:59

Reset All

Save Changes

Cancel Changes

Main

Main contains some general settings

Settings

Main Layout Schedule

A-Z

▲ Refresh Rate

Refresh Rate (ms) 1,000

▲ Monitor Time

Monitor Time Enabled

Start Monitor Time (s) 3,600

▲ Inplay Markets

Unsubscribe Inplay Markets

Skip BetLogic Inplay Markets

▲ Australian Tax

Australian Tax 0.00

▲ Expire Unsettled Bets

Expire Unsettled Bets Enabled

Expire Unsettled Bets (s) 1,200

▲ Time Display

Time Display 0

▲ Desktop Alerts

Show Desktop Alerts

▲ Show Bets

Show External Bets

Show Only Bets Since Session Start

▲ Result History

Export Result History Export Results

Result History Start 27/02/2022 00:00

Result History End 27/02/2022 23:59

Reset All Save Changes Cancel Changes

Refresh rate - No longer used due to Betfair Streamin API- Updates are now pushed to the software from Betfair as soon as they happen.

Monitor Time - No longer used due to Betfair Streaming API

Start Monitor Time - No longer used due to Betfair Streaming API

Inplay Markets - Unsubscribe In Play Markets - Sets if markets will be unsubscribed when going in play. Helps to alleviate resources when many long running markets are selected and inplay data is not required. ie. lots of soccer markets. Unsubscribing will stop all price/order updates and remove market from event.

Skip Betlogin Inplay Markets - Sets if inplay markets will no longer calculate betlogic to alleviate resources. Price and order data will still be updated but betlogic skipped.

Austrlian Tax - Set Australian tax amount if applicable. Results and staking plans will deduct commissions and then Australian tax for profits. Must also have Include Commission checked in System settings for this to apply. A Value 8.00 is 8%

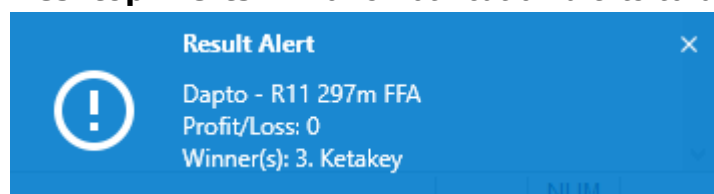
Expire Unsettled Bets - Sometimes if a result is not known and Unsettled bets allowed is set to 0 it can stop progress. If enabled this allows the system to continue after a set period of time in Seconds.

Time Display - Betfair and Betbotpro both use UTC time internally for all market times and are unaffected by this setting.

This setting adjusts the displayed time only.

Times are auto adjusted to your PC local timezone and this setting allows further offset. You can change displayed times by changing your computer timezone or this setting.

Desktop Alerts - Allows notification alerts to be shown on the desktop when a bet result is in.



Show External Bets - If checked then all bets are displayed from other instances/software & manual bets on betfair etc.

If unchecked then only bets made in this software are displayed.

Show Only Bets Since Session Start - If checked only current orders and results are displayed since the session started.

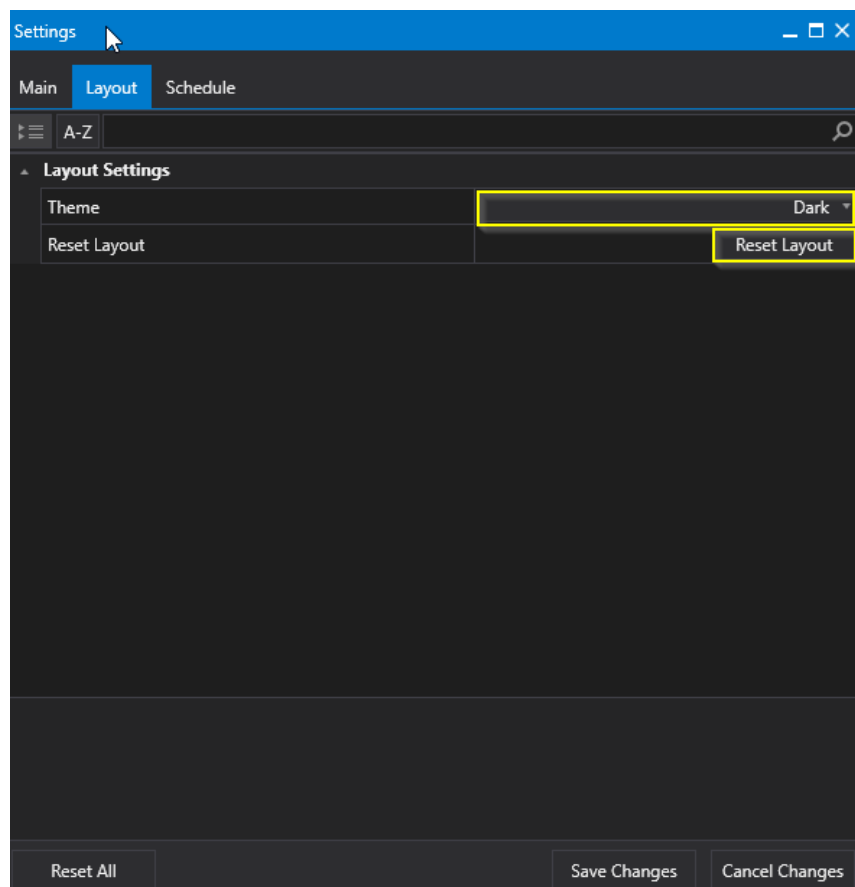
Export Results History - Make a request to exports results from Betfair of any previous live bets between dates.

This exports a file in csv format and can be opened in Excel or other program.

Layout

The layout settings allow you to choose a dark or light theme and also to reset the layout to the default layout if you have changed anything.

The default layout theme is Dark.



You can also select a light theme

BetBotPro Betfair - Instance: Main

Settings Tools Help Wizards Log Off

Stop Simulator Markets

Reset All

Events Selected: 6 Balance: 10.76 Total PL: 0.68 Next Event: 0

Markets Selected: 39 Exposure: 0.00 Max Next Stake: 0.00 LastTrap/Cloth Win: 1

Monitored: 15 Virtual Wallets: 0.00 Unsettled Markets: 0

Settings

Main Layout Schedule

A-Z

Layout Settings

Theme Light

Reset Layout

Reset All Save Changes Cancel Changes

Events

Active	StartTime	Market
✓	21 May 2020 12:47	Dapto - R8 520m FFA
✓	21 May 2020 12:54	Mandurah - R8 490m Gr4/5
✓	21 May 2020 12:57	Albion Park - R10 520m M5
✓	21 May 2020 13:01	Sandown Park - R12 515m Gr5
✓	21 May 2020 13:04	Dapto - R9 600m Gr4/5
✓	21 May 2020 13:08	Angle Park - R9 600m Gr2/3/4
✓	21 May 2020 13:13	Mandurah - R9 405m Gr5
✓	21 May 2020 13:20	Dapto - R10 520m Gr5
✓	21 May 2020 13:30	Angle Park - R10 515m Gr6
✓	21 May 2020 13:35	Mandurah - R10 302m Gr5
✓	21 May 2020 13:39	Dapto - R11 297m FFA

Live Data

Manual Bets

*Manual	No	Silks	Runner	102.1%	98.6%	BSP	Volum
✓	1	1	1. Fabs Unicorn	8.2	8.6	7.60	6.01
✓	2	2	2. Legendary Opal	42	70	44.89	691
✓	3	3	3. Ketakey	6	6.2	6.05	6.49
✓	4	4	4. Zipping Lava	20	21	20.00	1.46
✓	5	5	5. Spookie Vision	3.1	3.15	3.10	19.86
✓	6	6	6. Fabulous Penny	3.85	3.9	3.92	9.26
✓	7	7	7. Dark Layali	110	130	110.00	275
✓	8	8	8. Fire Fly Gormely	15	15.5	16.50	1.84

Reset All Save Changes Cancel Changes

System Settings

NoBet Reasons

Reason	System
System Active	False
Country Match	True
Market Selected	True
MarketType Match	False
EventType Match	False
Market Status Open	True
Bet Time Window	False
RaceStatus Available	True
Active Runners Min/Max	True
Market Amount Matched	True
Max Back Book	True
Min Lay Book	True
Place Winners Min/Max	True
Odds Within Min/Max	True
Money % Within Min/Max	True
Bet On Reserves	True
Back/Lay Price Ratio	True
Min Number of Bets	True
Unsettled Bets For System	True
Bet Exists For This Market	True
Max Liability	True
Max Loss Amount	True
Max Profit Amount	True
Max Losing Bets	True
Max Winninn Bets	True

BetBotPro 1.0.0.38 Auto ReLoad: Licence Expires: 365234 days 08:46 LocalTime: 16:13:57 RunTime: 4:53:02 Connection Status: UK Avg / Last Refresh (ms): 4667 / 5132 Last Update: 13:40:30.150

You can customise the layout to your hearts content. Simply drag the top of the window and drag it to a place you like aligning with the control that pops up when dragging.

BetBotPro Betfair - Instance: Main

Settings Tools Help Wizards Log Off

Stop Simulator Markets

Reset All

Events Selected: 6 Balance: 10.76 Total PL: 0.68 Next Event: 0

Markets Selected: 39 Exposure: 0.00 Max Next Stake: 0.00 LastTrap/Cloth Win: 1

Monitored: 15 Virtual Wallets: 0.00 Unsettled Markets: 0

Results

Display All Results

System	EventName	Runner
System1	AnPk (AUS) 21st May	7. Two Times
System1	Dapt (AUS) 21st May	3. El Rapido
System1	Mand (AUS) 21st May	8. Withers M

Current Ord System Performa Result Cycle Sim/L

Event Log

TimeStamp	Event	System	Details
-----------	-------	--------	---------

BetBotPro 1.0.0.38 Auto ReLoad: Licence Expires: 365234 days 08:44 LocalTime: 16:15:41 RunTime: 4:54:46 Connection Status: UK Avg / Last Refresh (ms): 4667 / 5132 Last Update: 13:40:30.150

You can always reset the layout by clicking reset in the layout settings.

Schedule

Schedule allows you to set the software up to autoreload markets at a certain time each day.

Settings

Main Layout **Schedule**

A-Z

Auto Reload Markets

Auto Reload Markets Enabled	<input checked="" type="checkbox"/>
Auto Reload Markets Time	06:00

Auto Import Selection CSV

Auto Import Selection CSV Enabled	<input type="checkbox"/>
Auto Import Selection CSV Time	00:00
Auto Import Selection CSV File/Web path	...

System Scheduling

Schedule Based On	Single System
Reload Markets When Target Profit Reached	<input type="checkbox"/>
Reload Markets When Target Loss Reached	<input type="checkbox"/>
Start After Reload	<input checked="" type="checkbox"/>
Target Profit Action	Off
Target Loss Action	Off
Target Winners Action	Off
Target Losers Action	Off
Last Event Action	Off
Last Event Action Time (s)	60

Start After Reload

Betting will be set active after markets have reloaded.

Reset All Save Changes Cancel Changes

Auto Reload Markets Enabled - If Auto reload Markets is enabled it will attempt to load the Markets at the specified time.

Markets selected in Quick Market Select tab or the saved Market Selection filter tab will be loaded. Markets have to be available on Betfair.

If you want the software to start after the reload of markets then dont forget to tick the **Start After Reload Option**

Auto Reload Markets Time - If Auto reload Markets is enabled then this loads the days races automatically at a specified time.

Auto Import Selections CSV - This set of settings allows you to enable an automated import of selection names when reloading the markets by schedule. You need to enable it then set the time to load the file and location of the file. Time should be set after the Auto reload markets time above.

Schedule based On - The scheduling settings below can be set to trigger when all systems have met the criteria or a single system. ie when one system has reached a profit target then you can decide to reload the markets , Stop Trading, Close the Application or Shutdown the PC.

Reload markets When Target Profit Reached – can be used to reload the markets after profit target is hit.

Reload markets When Target Loss Reached – can be used to reload the markets after loss target is hit.

Start After Reload - Start bot after reload starts the bot automatically after the markets have loaded so in theory it can continue unattended.

Target Profit Action - Stops trading/Shutdown PC or Closes program when you hit your Target Profit.

Target Loss Action - Stops trading/Shutdown PC or Closes program when you hit your Target Loss.

Target Winners Action - Stops trading/Shutdown PC or Closes program when you hit your Target Winners are reached.

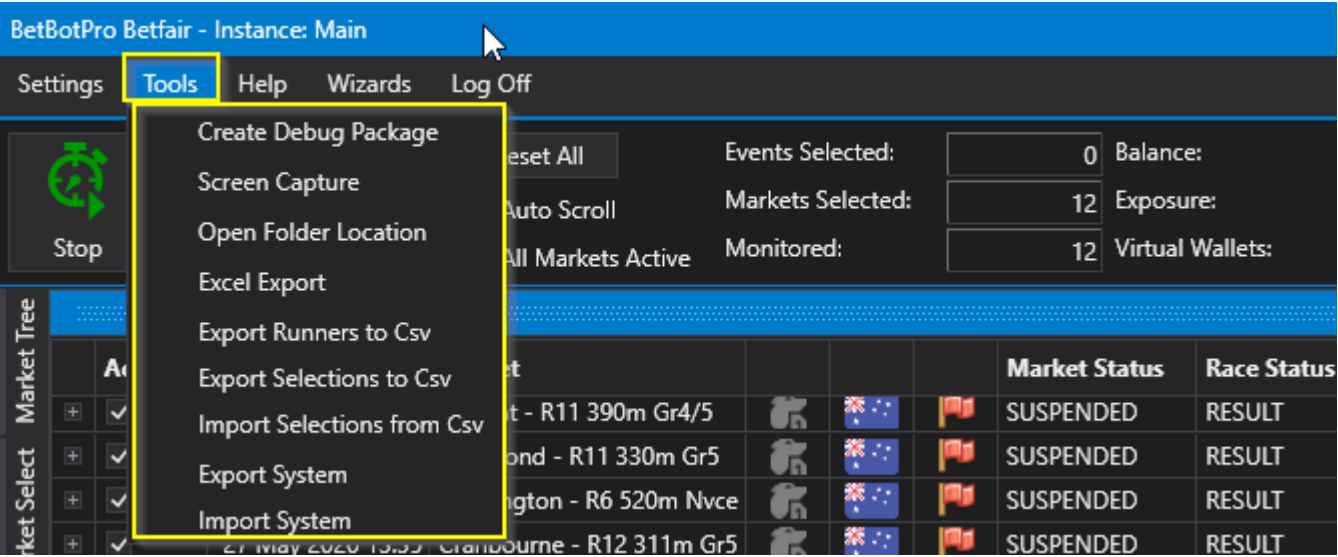
Target Losers Action - Stops trading/Shutdown PC or Closes program when you hit your Target Losers are reached.

Last Event Action/Last Event Time - Stops Trading/Shutdown PC/Close Application at x secs after last event/race.

You must click **SAVE CHANGES** to set the schedule.

Tools Menu

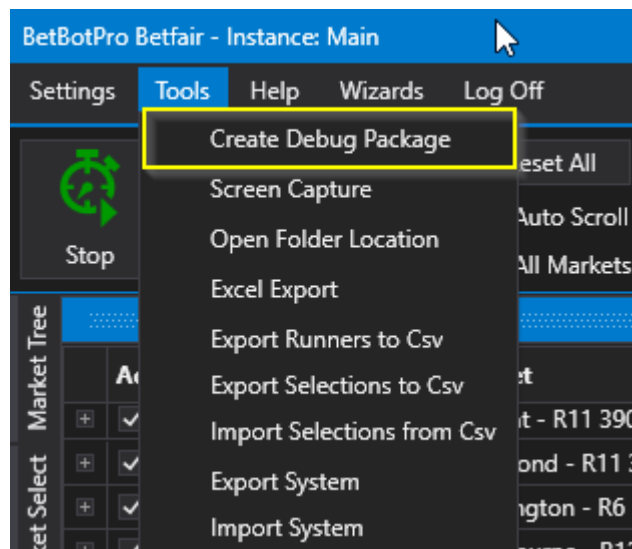
The Tools menu provides various options as below.



Create Debugging Package

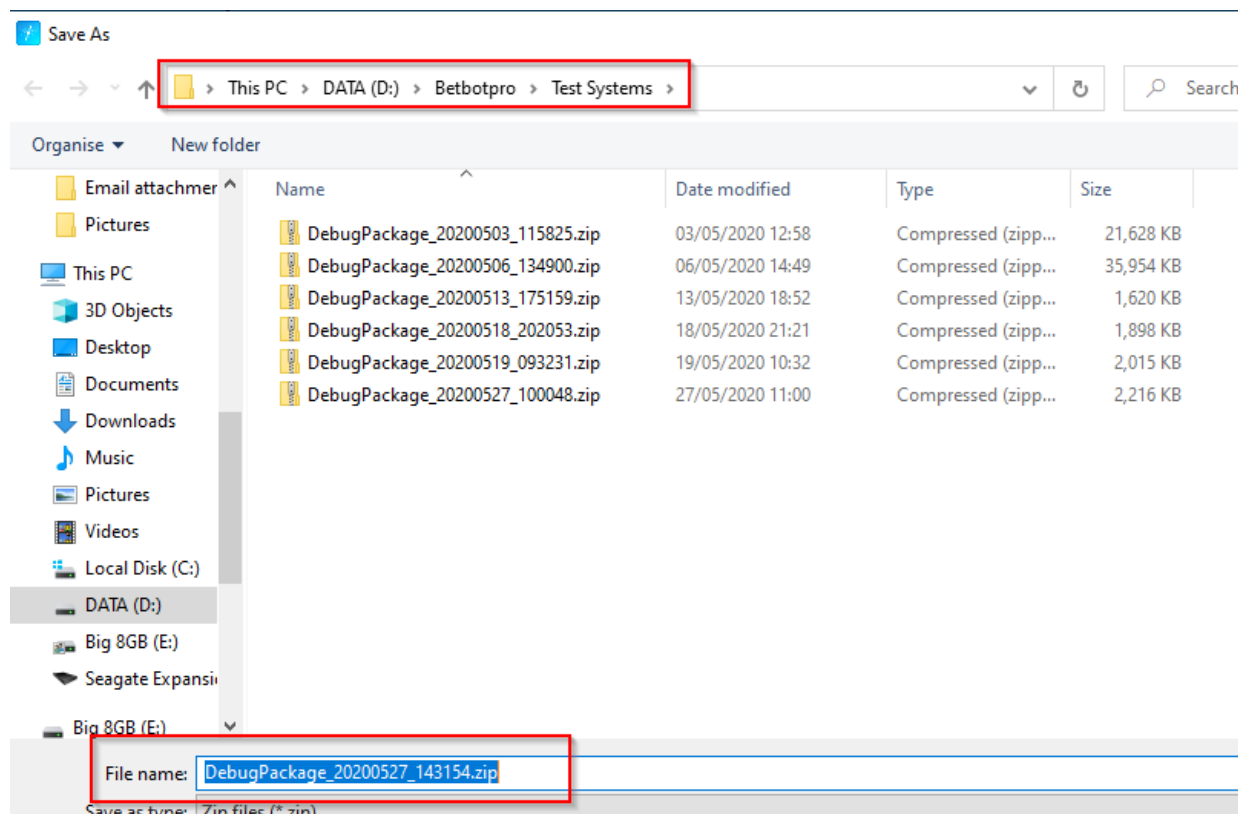
This creates a zipped package of files which you can send to support for debugging purposes. You should send this along with any screenshots to show any error that may appear in the bot.

We can then investigate this and correct any bugs or advise any setting changes.



When creating a debug package it will auto take a screenshot of the current screen and put it into the package.

When you click the option a dialog box opens, choose a location and save the file in zipped format.



You can then email the debug package as an attachment to support.

The folders and files in the debug package are those in the [folder location here](#).

Screen Capture

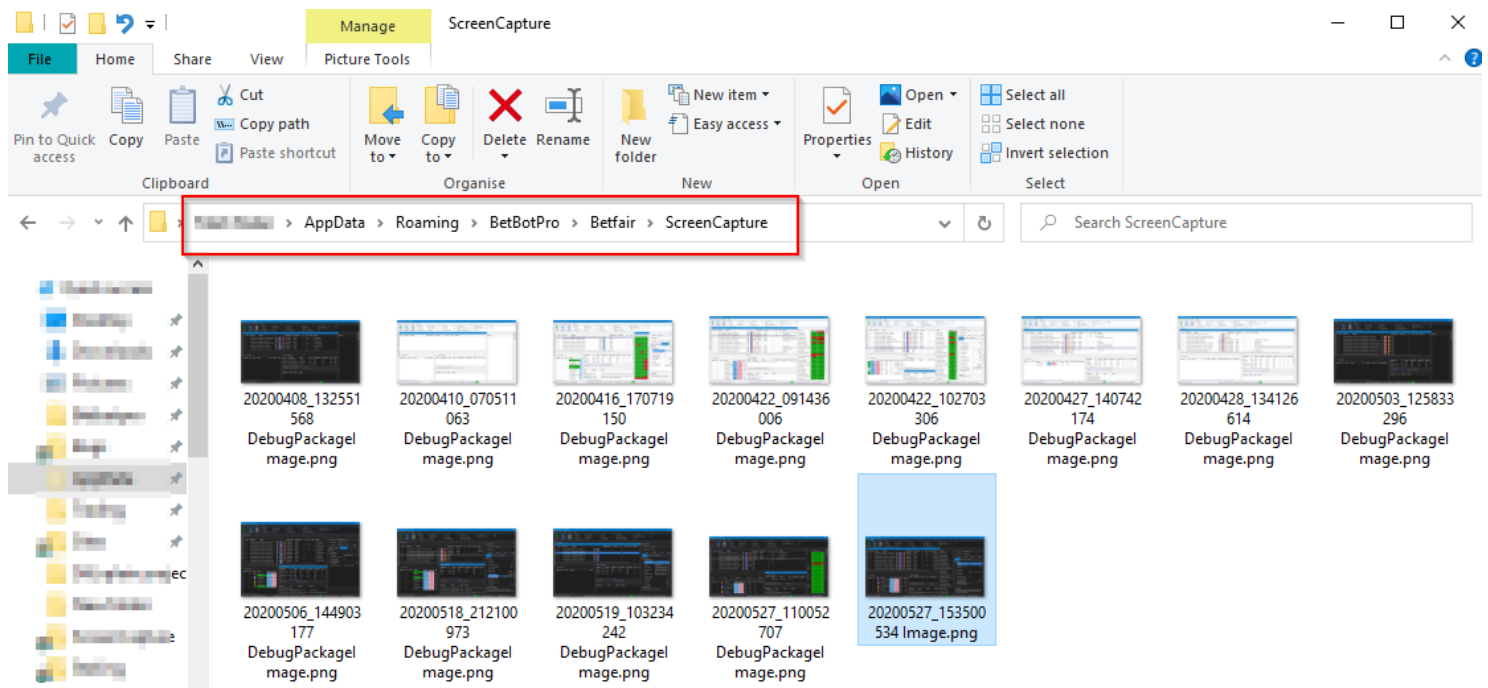
Choosing this option will take a screenshot of the current software window.

When doing this try to show all the issues, bets or settings if possible.

Several screenshots maybe necessary to show your problem

Screenshots are saved in the [Application directory](#) where you can access them by choosing Open folder Location or navigating to the location via Windows Explorer.

C:\users\yourusername\AppData\Roaming\Betbotpro\Betfair\

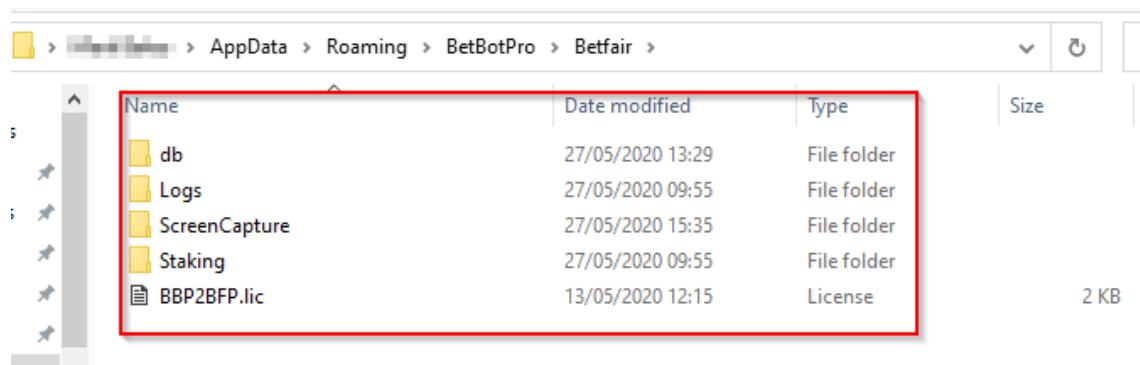


All screenshots taken will be packaged into the zipped debug file, so take all your screenshots then choose [Create Debug Package](#).

Open Folder Location

This will open the folder directory where the applications database, logs and screenshots are saved.

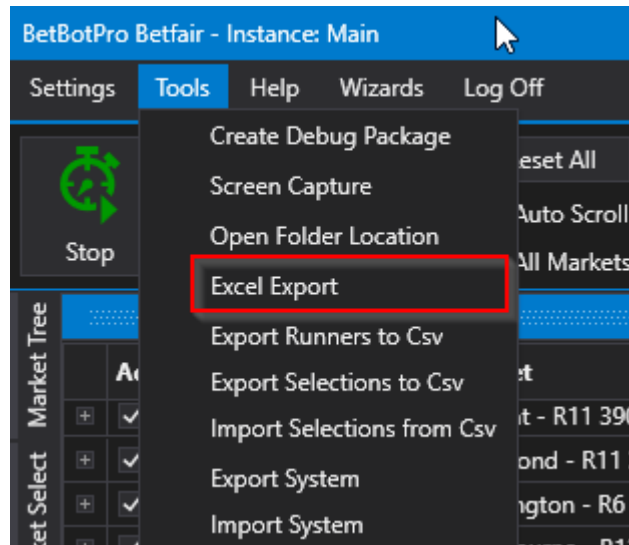
C:\users\yourusername\AppData\Roaming\Betbotpro\Betfair\



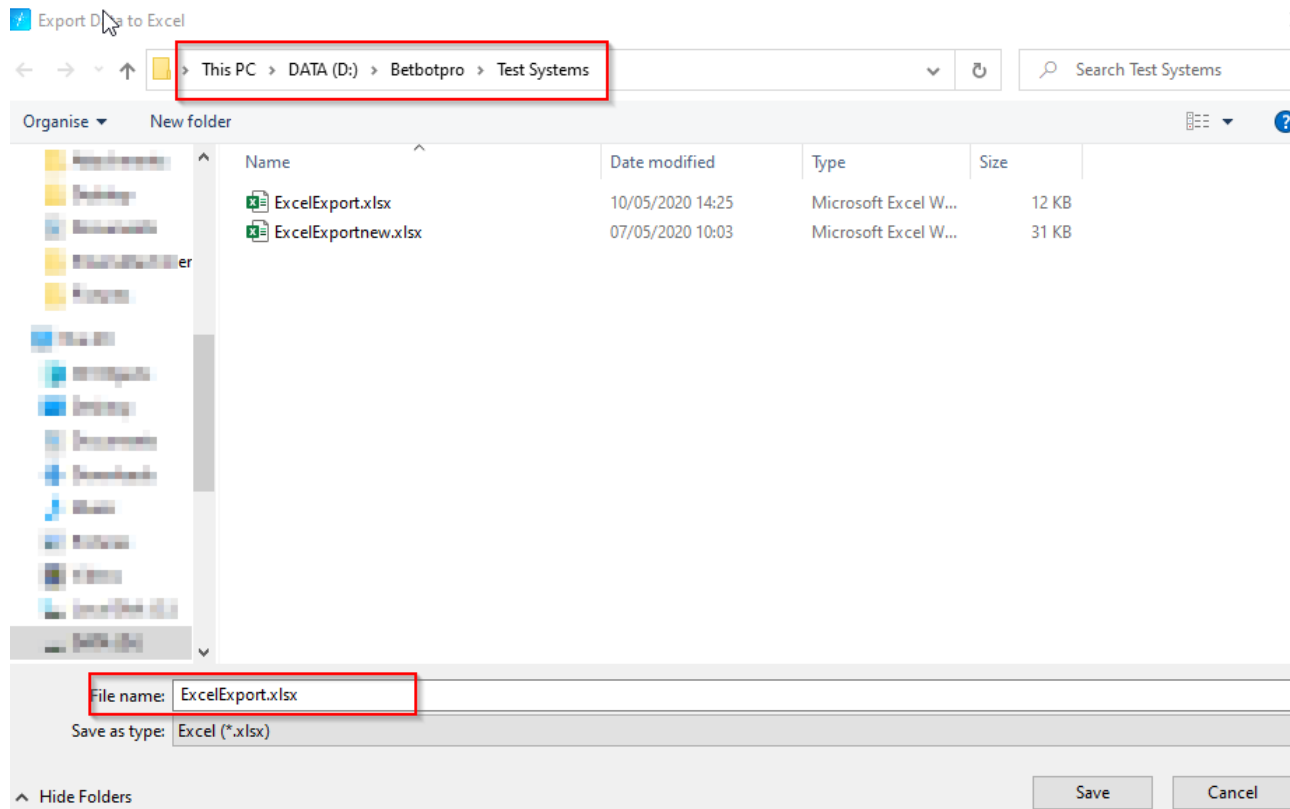
These folders will be included in the [debug package](#).

Excel Export

The export button allows you to save the days results in Excel compatible format.



After clicking choose a destination location where you want the results to be saved.



The exported file will contain lots of data including all the bet result details.

AutoSave Off

ExcelExport.xlsx - Excel

FileHomeInsertPage LayoutFormulasDataReviewViewHelpSearch

CutCopyFormat Painter

Clipboard

Calibri11

B*I*U

Font

Wrap Text

Merge & Center

Alignment

General

%

Number

Conditional Formatting

Format as Table

Styles

A1

SystemDisplayName

	A	B	C	D	E	F	G	H	I	J	K	L	M
1	SystemDis	EventNam	Runner	Side	Price	Size	Profit	BetId	SizeCance	BetCount	Commissi	LocalPlacedDate	LocalSettle
2	Back Grey	Cann (AUS	2. Winsom	BACK	3.9	1	-1	System2_	0	1	0	27/05/2020 13:51	27/05/202
3	Lay Greyh	Ball (AUS	4. Bound	T LAY	1.88	1	-0.88	System1_	0	1	0	27/05/2020 13:24	27/05/202
4	Lay Greyh	Rich (AUS	3. Knocka	LAY	3.5	2	1.88	System1_	0	1	0.12	27/05/2020 13:27	27/05/202
5	Back Grey	Cann (AUS	7. Pollys A	BACK	3.8	1	-1	System2_	0	1	0	27/05/2020 13:30	27/05/202
6	Back Grey	Darw (AUS	2. Eight Je	BACK	2.18	1	-1	System2_	0	1	0	27/05/2020 13:37	27/05/202
7	Back Grey	Darw (AUS	2. Air Sava	BACK	3.85	1	2.679	System2_	0	1	0.171	27/05/2020 13:21	27/05/202
8													
9													

Events

Live Data

Current Orders

Results

System Performance

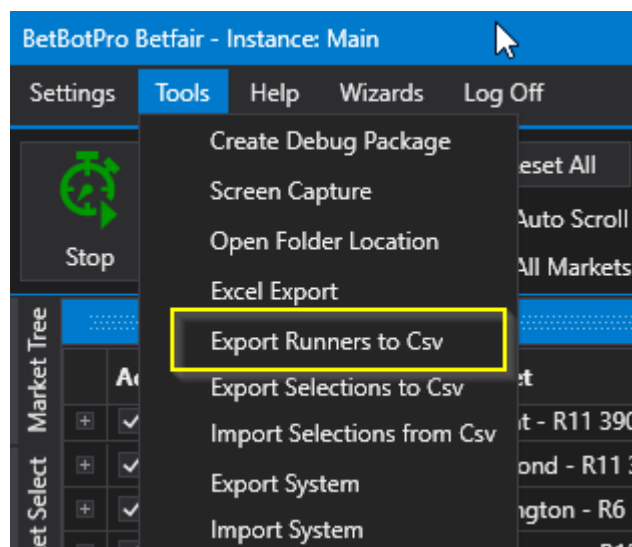
NoBet Reasons

Event Log

Export Runners to CSV

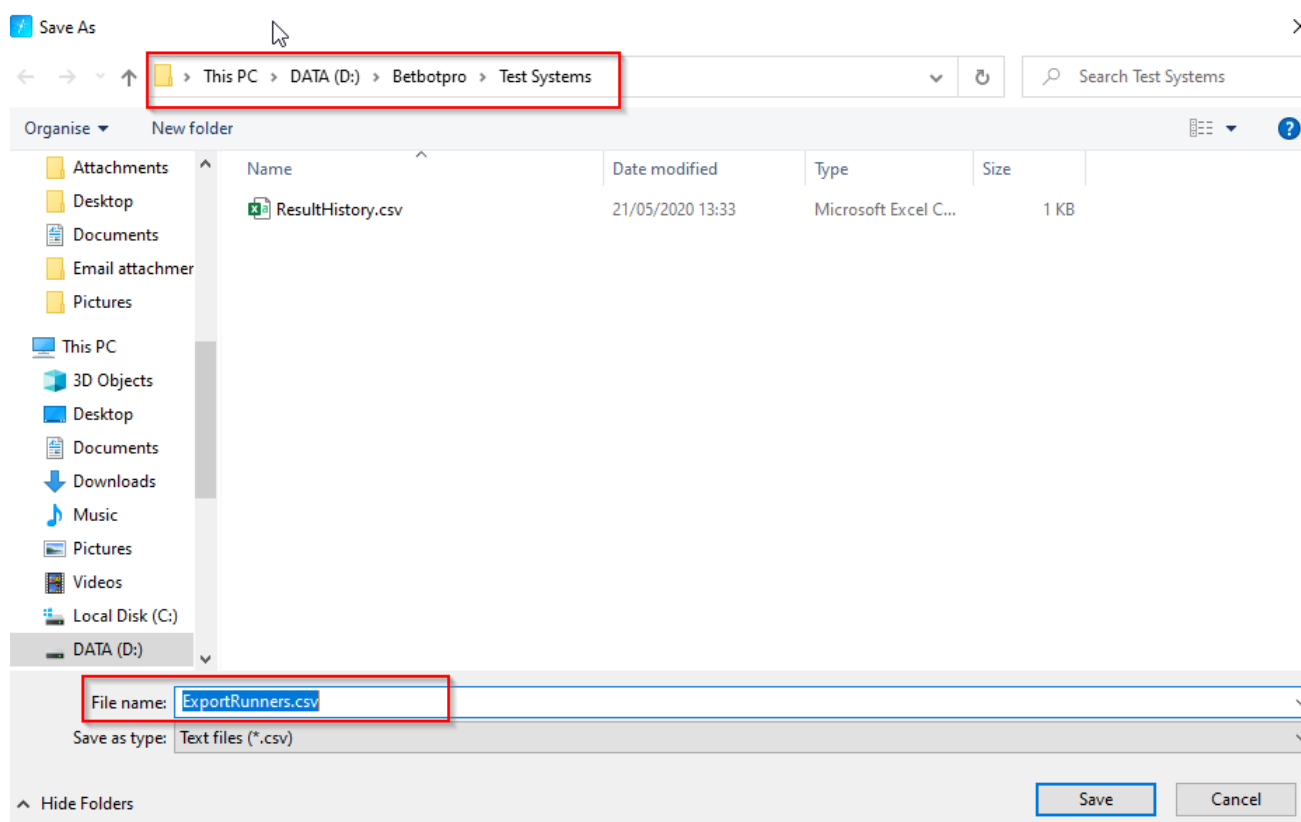
This option exports all the runners or participants from the Markets that are loaded in the Main event window.

This might be useful as a process to select selections that you can edit and create a list of runners to save to a file that you could send to others so that they could be imported.



After selecting this option choose a location for the CSV file.

CSV is short for Comma Separated Variable and can be viewed in Excel or a compatible program.



The CSV file will contain all runners or participants in the loaded markets in the main window.

AutoSave Off

ExportRunners.csv - Excel

File Home Insert Page Layout

Cut Copy Paste Format Painter

Clipboard

Calibri

B I U

Font

A63

	A	B	C	D
1	Runner	Selection	MarketId	SelectionId
2	1. Gypsys Mindy		1.170536	27850249
3	2. Oliver Johnny		1.170536	28541019
4	3. Dani Thrills		1.170536	26981732
5	4. Burswood Bandit		1.170536	28515312
6	6. Fabs Vera		1.170536	27462841
7	7. Pollys Ariana		1.170536	27280143
8	8. Oriental Runner		1.170536	28014808
9	1. Steves Uggbboot		1.170537	19708631
10	2. Florentine Bale		1.170537	27139857
11	3. Hey There Sara		1.170537	26719294
12	4. Cherokee Cat		1.170537	26992912
13	6. Merriview Mach		1.170537	25199707
14	7. Rilynn Bale		1.170537	28169970
15	8. Sweet Daisy		1.170537	27289686
16	1. Outlaw Arnhem		1.170537	21187793
17	2. Eight Jewels		1.170537	27664902
18	3. Island Girl		1.170537	20332926
19	4. Coffee King		1.170537	18165454
20	6. Pizza Tool		1.170537	24676087
21	7. Craigs Mistake		1.170537	27132469
22	8. Red Railer		1.170537	23315030
23	1. Take A Daisy		1.170539	27201367
24	2. Lady Elegance		1.170539	27437991
25	3. Red On Black		1.170539	25017558

BetBotPro Betfair - Instance: Main

Settings Tools Help Wizards Log Off

Stop Simulator Markets

Reset All

Auto Scroll

All Markets Active

Events Selected: 0

Markets Selected: 12

Monitored: 12

Balance:

Exposure:

Virtual Wall:

Active	StartTime	Market	Market Status	Race
<input checked="" type="checkbox"/>	27 May 2020 13:25	Ballarat - R11 390m Gr4/5	SUSPENDED	RES
<input checked="" type="checkbox"/>	27 May 2020 13:28	Richmond - R11 330m Gr5	SUSPENDED	RES
<input checked="" type="checkbox"/>	27 May 2020 13:31	Cannington - R6 520m Nvce	SUSPENDED	RES
<input checked="" type="checkbox"/>	27 May 2020 13:35	Cranbourne - R12 311m Gr5	SUSPENDED	RES
<input checked="" type="checkbox"/>	27 May 2020 13:38	Darwin - R7 383m Gr4/5	SUSPENDED	RES
<input checked="" type="checkbox"/>	27 May 2020 13:42	Ballarat - R12 390m Gr5	SUSPENDED	RES
<input checked="" type="checkbox"/>	27 May 2020 13:49	Richmond - R12 400m FFA	SUSPENDED	RES
<input checked="" type="checkbox"/>	27 May 2020 13:52	Cannington - R7 380m FFA	SUSPENDED	RES
<input checked="" type="checkbox"/>	27 May 2020 14:12	Cannington - R8 380m Gr5	SUSPENDED	RES
<input checked="" type="checkbox"/>	27 May 2020 14:30	Cannington - R9 380m Nvce	SUSPENDED	RES

Manual Bets

*Manual	No	Silks	Runner	103.0%	98.2%	BSP	Volume
<input type="checkbox"/>	1	1	1. Gypsys Mindy	3.5	3.6	3.42	9,733
<input type="checkbox"/>	2	2	2. Oliver Johnny	25	28	20.04	730
<input type="checkbox"/>	3	3	3. Dani Thrills	4.7	4.8	4.54	6,057
<input type="checkbox"/>	4	4	4. Burswood Bandit	11	11.5	14.20	1,606
<input type="checkbox"/>	6	6	6. Fabs Vera	8.6	9.2	8.59	1,472
<input type="checkbox"/>	7	7	7. Pollys Ariana	3.9	4.1	3.82	6,751
<input type="checkbox"/>	8	8	8. Oriental Runner	36	48	30.08	471

System

Back Greyhound

Current Orders

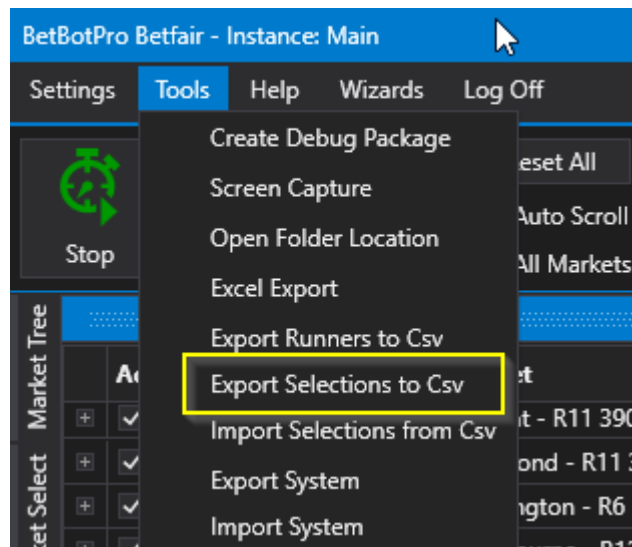
TimeStamp

27 May 2020 13

27 May 2020 13

Export Selections to CSV

You can export your selections to a file, then send the file to others so they can import.



Good for tipsters who have customers that need the same selections.

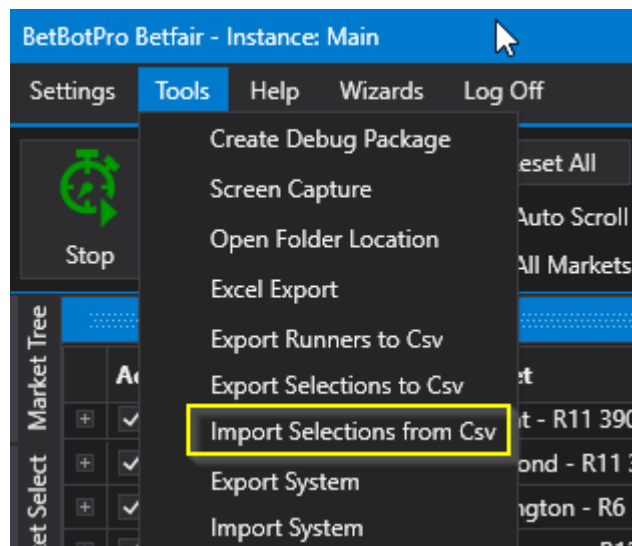
When importing you must have the correct race meetings already loaded.

Import Selections from CSV

You can export your selections to a file, then send the file to others with Betbotpro so they can import.

You can import a .csv (comma separated variable) or .txt (text) file, the only variable required is the selections/runners name in the same format as Betfair list it.

To bet on any of your own selections or imported selections the [Manual Selections](#) option needs to be selected in the Settings tab

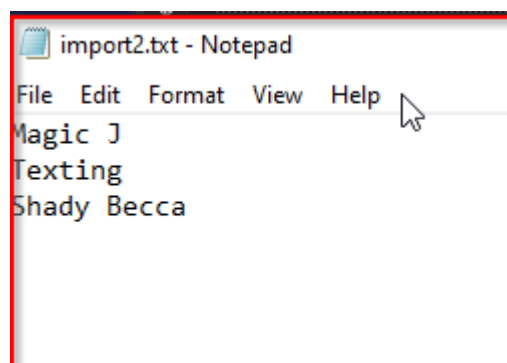


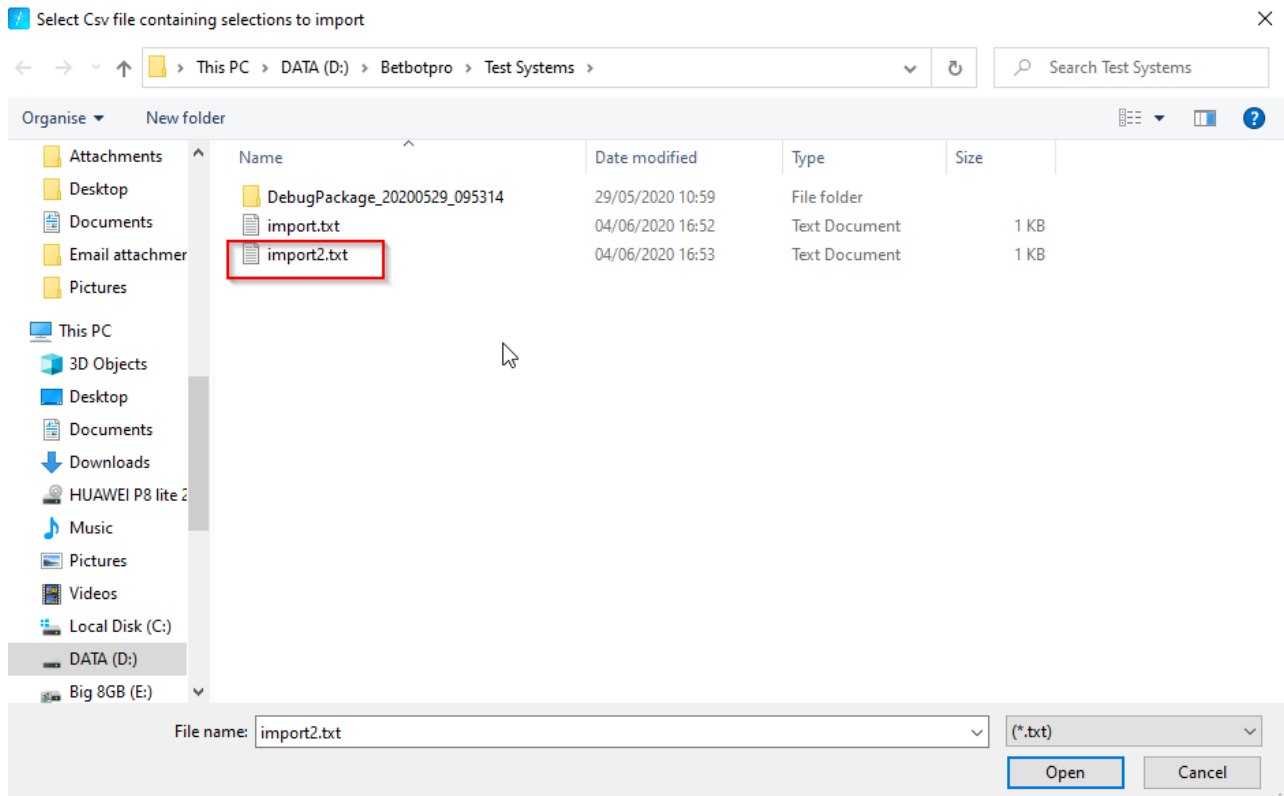
This is good for tipsters who have customers that need the same selections or sharing amongst friends.

When importing you must have the correct race meetings already loaded.

You can also import csv/txt files from other sources or tipsters although you may need to edit them.

You can create a list of runners simply in Excel or a txt editor such as Notepad.





If you click the open button, then the matched selections are ticked on the events in the main window.

Market Tree	Active	StartTime	Market				Market Status	Race
+	✓	04 Jun 2020 17:07	Crayford - A5 380m		🇬🇧		OPEN	
+	✓	04 Jun 2020 17:12	Nottingham - A8 500M		🇬🇧		OPEN	
+	✓	04 Jun 2020 17:12	Hove - D4 285m		🇬🇧		OPEN	
+	✓	04 Jun 2020 17:20	Newmarket - 6f Hcap WIN		🇬🇧	🏆	OPEN	
+	✓	04 Jun 2020 17:21	Yarmouth - A6 462m		🇬🇧		OPEN	
+	✓	04 Jun 2020 17:22	Romford - A8 400m		🇬🇧		OPEN	
+	✓	04 Jun 2020 17:27	Monmore - A4 480m		🇬🇧		OPEN	
+	✓	04 Jun 2020 17:27	Sheffield - A7 500m		🇬🇧		OPEN	
+	✓	04 Jun 2020 17:30	Lyon Parilly - 1600m 3yo Claim Wl		🇫🇷	🏆	OPEN	
+	✓	04 Jun 2020 17:36	Newcastle - A2 480m		🇬🇧		OPEN	

Manual Bets									
*Manual	No	Silks	Runner	101.7%	98.9%	BSP	Volume	Money %	Pot
✓	2		Magic J	3.5	3.55	3.46	24,032	29.7	Fib
	6		Ginger Jam	10.5	11	10.00	6,667	8.2	
✓	7		Texting	8.4	8.6	7.88	9,049	11.2	
	8		Saluti	8	8.2	7.88	8,542	10.6	
	11		Gold At Midnight	9.6	9.8	9.40	13,901	17.2	
	10		Commander Han	12.5	13	11.84	5,105	6.3	
	4		Chairmanoftheboard	9.4	9.6	9.28	6,500	8.0	
	5		Boy In The Bar	27	28	25.08	3,377	4.2	

Test cases:

1) Using betbotpro "Export Selections to csv" feature. The produced file can be imported successfully into another Instance of the software.

2) Using a txt file from tipsters you can import the days selections.

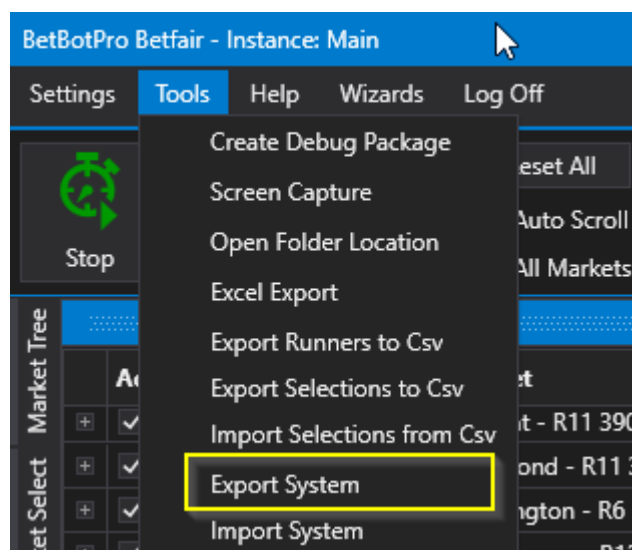
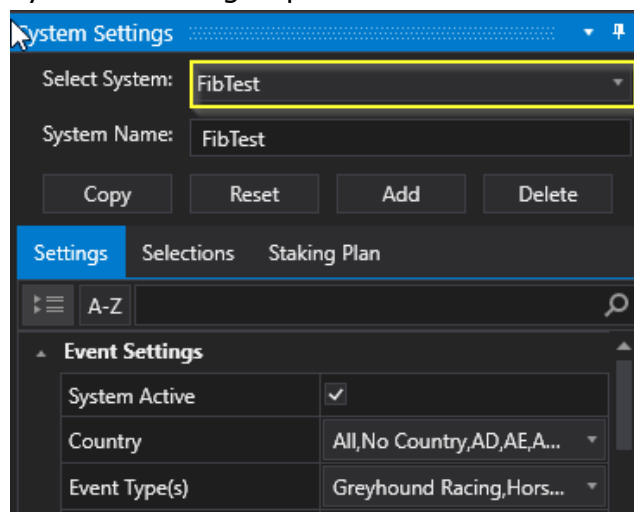
Also see [Auto import of a selections file](#) when using the Schedule function.

Export System

You can save all your settings into a strategy and reload them another time saving a lot of setup time.

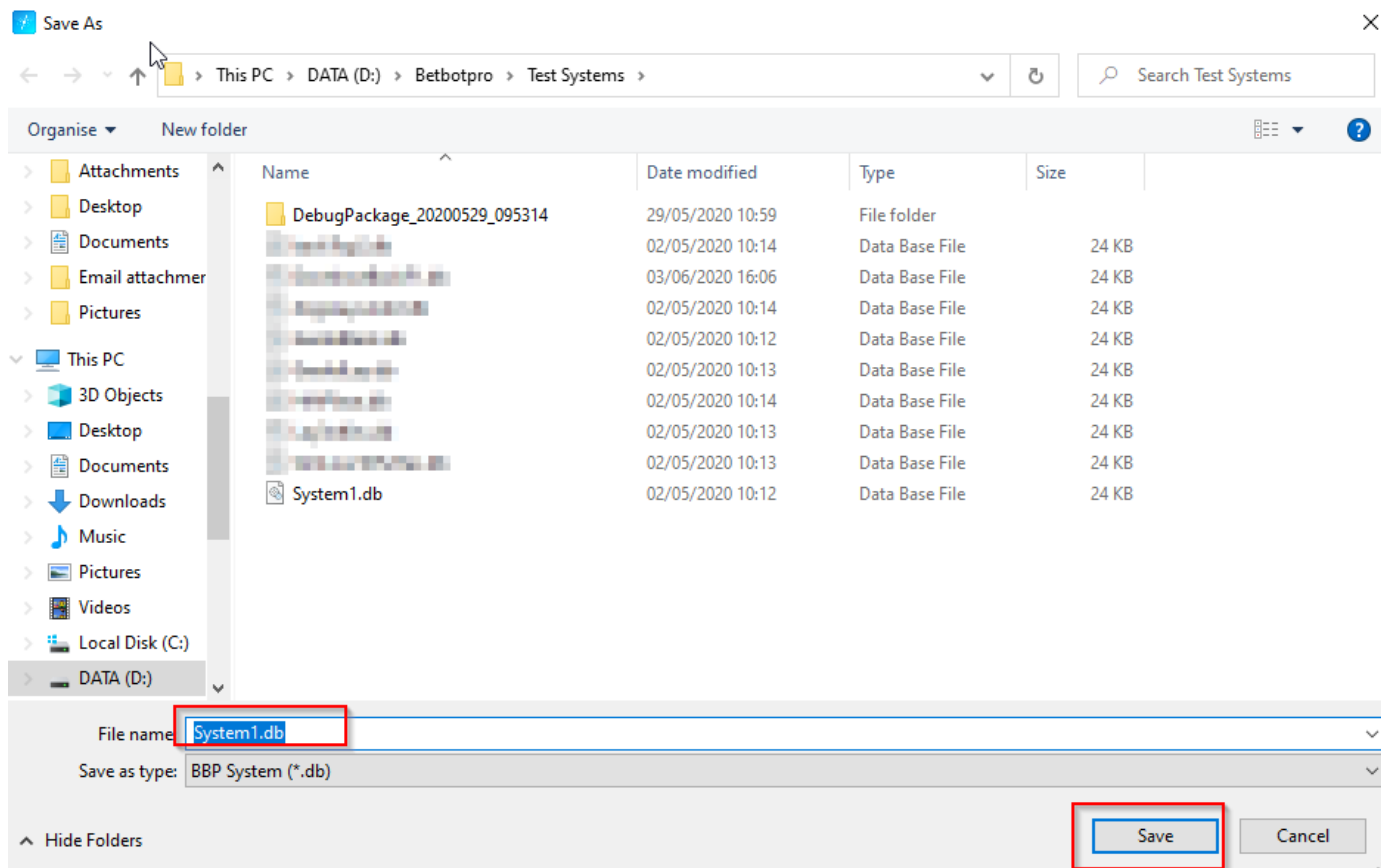
Remember to save your strategy as a backup so if you upgrade the bot and something goes wrong, you can just reload it.

When exporting your system it only exports the currently selected system. In this example fibtest system is being exported.



Click the button and a save file window will open. Simply choose where to save it and give it a file name.

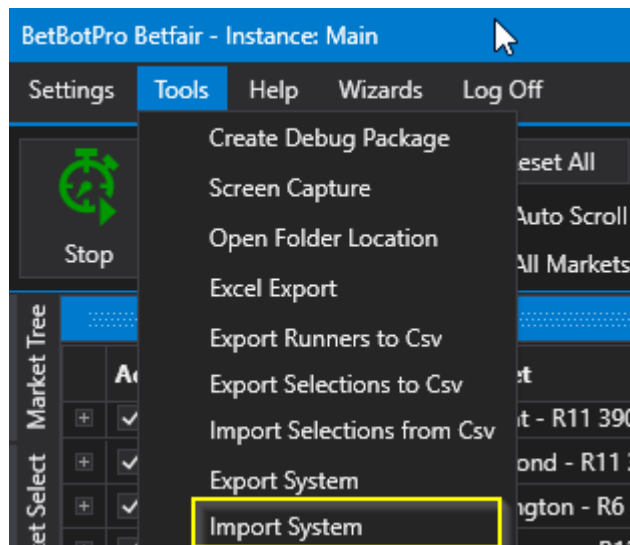
By default systems are named System1, System2 etc.



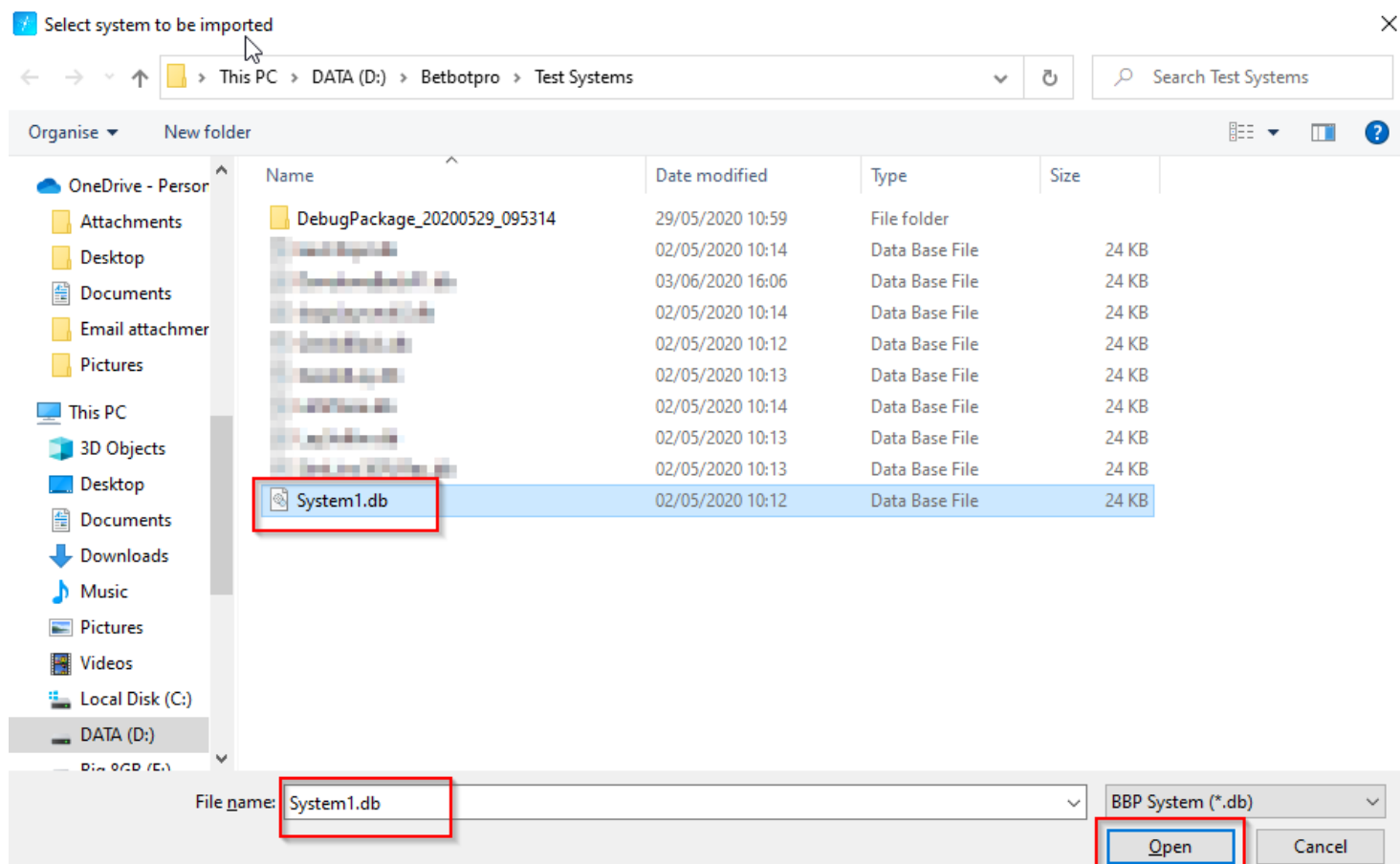
You can then [import](#) this at a later date or send it to a friend.

Import System

Load your previously saved system settings and strategies by clicking this option.

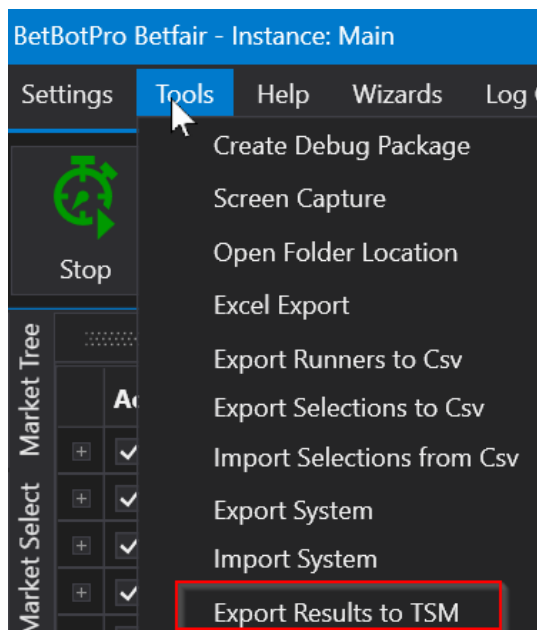


This will open a window and you can choose which file to load.



Export to TSM

This option exports the bets and stakes to a file for use in The Staking Machine software.



Data is output to a file with the name of today's date plus the system name with the file extension .TSM

ie.
20210323_f1 lay.TSM

Clicking this file will then open in TSM for you to use and find the ultimate staking plan for the best results for your sequence of bets.

Format is like the following

Selection,Odds,WinLose

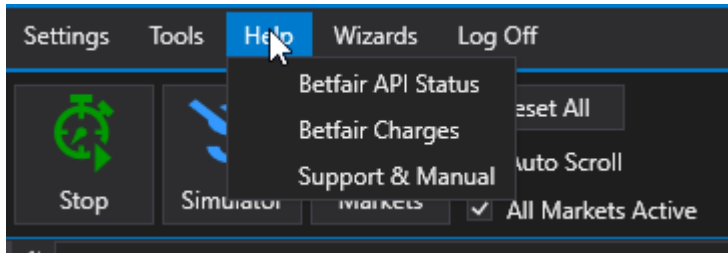
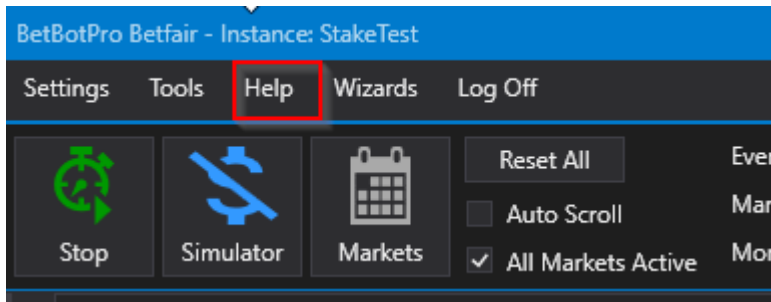
```
1<Spare1>23/03/2021 10:43:02</Spare1>,2.7,Win
2<Spare1>23/03/2021 10:47:52</Spare1>,3.45,Win
3<Spare1>23/03/2021 10:55:27</Spare1>,3.9,Win
4<Spare1>23/03/2021 11:03:42</Spare1>,4,Win
5<Spare1>23/03/2021 11:11:13</Spare1>,4.5,Win
6<Spare1>23/03/2021 11:45:13</Spare1>,3.8,Win
```

or

```
{BetNo}<Spare1>{Timestamp.ToString("dd/MM/yyyy HH:mm:ss")}</Spare1>,{MatchedPrice},
{winLose}{Environment.NewLine}
```

Help Menu

The Help Menu offers 4 options



[Betfair API Status](#)

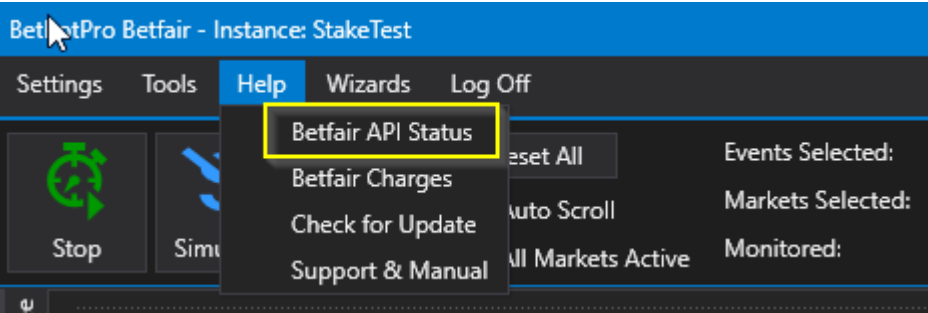
[Betfair Charges](#)

[Check for Update](#)

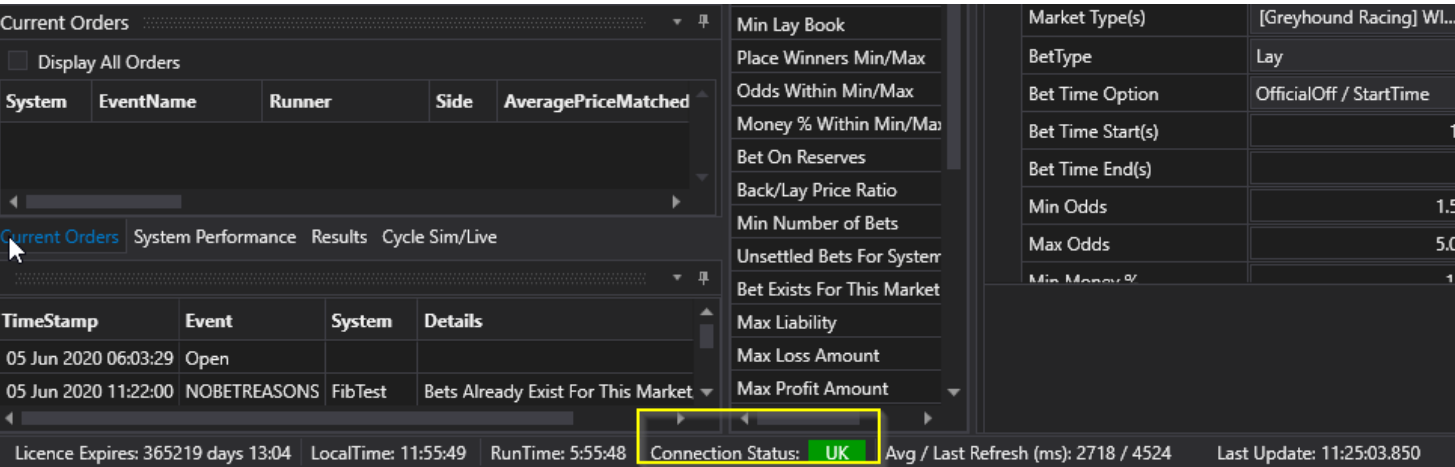
[Support & Manual](#)

Betfair API Status

Clicking this option takes you to the Betfair API Status website in your default browser.



This is useful if you see strange things happening or connection issues. It may show as a red connection status at the bottom of the software.



Betfair's API Status page. May give a clue as to why things are not working.



All systems are operational

⊖ EXCHANGE API (UK)



/getAccountDetails	Operational
/getAccountFunds	Operational
/listCurrentOrders	Operational
/listMarketBook	Operational
/listMarketCatalogue	Operational
/placeOrders	Operational
/cancelOrders	Operational

⊖ EXCHANGE STREAM API (UK)



marketSubscription	Operational
orderSubscription	Operational
authentication	Operational

⊖ VENDOR OPERATIONS

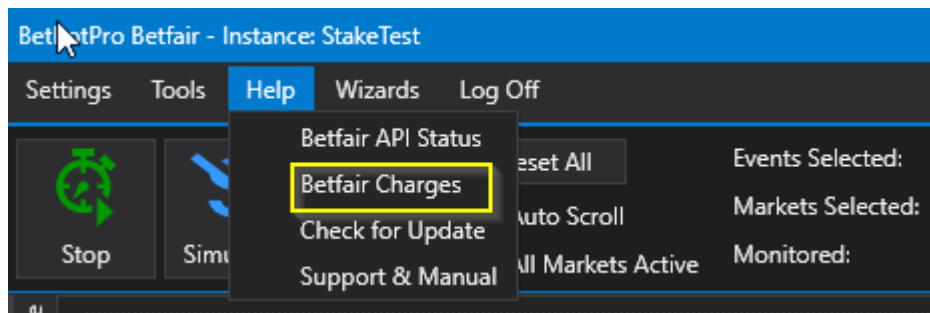


vendorNavigationService	Operational
-------------------------	-------------

Betfair Charges

Clicking on the Betfair Data charges link will point you to the location where you can read up on the details of Betfair's data charges scheme.

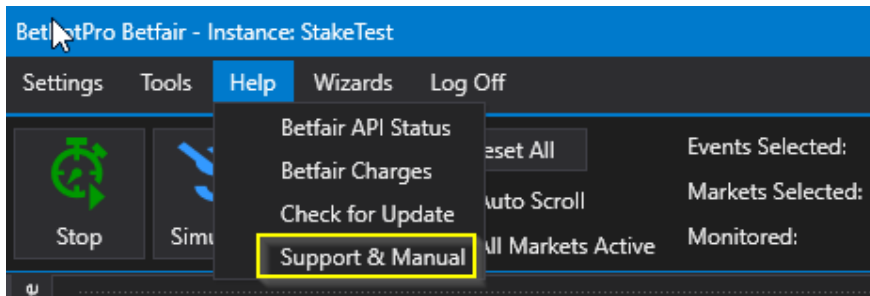
For most users the only charges from Betfair are the commissions on any winnings approx 2-5%



[Betfair data charges](#)

Support & Manual

This will open the support pages on the website where you can get support and view online or download any manuals like this one!



<https://www.betbotpro.com/support.html>

System Settings Tab

This section will go through the Bet Settings and options available on the System Settings tab.

Each System has its own complete set of settings. You can Add, Copy & Delete systems.

You can also Reset the Staking for that system.

These settings are global and would apply to each event that your system selects.

You can run multiple systems

You could have both greyhound and horse racing marklets loaded in the main event window and have one system run on greyhounds and another on horses. Both independant with their own settings and staking etc. Simply click Add to add a new system.

A System is made up of the **Event Settings, Selections & Staking** tabs

Events Table:

Acti	StartTime	Market	Market S	Race Status	SP	Bet	Prof	Winners
+	21 May 2020 12:43	Angle Park - R8 515m Gr4/5		RESULT	✓			8. Winlock
+	21 May 2020 12:47	Dapto - R8 520m FFA		SUSPENDED	✓			2. Forners
+	21 May 2020 12:54	Mandurah - R8 490m Gr4/5		SUSPENDED	✓	1 Bet.	-0.56	8. Withers
+	21 May 2020 12:57	Albion Park - R10 520m M5		SUSPENDED	✓			4. Dervanc
+	21 May 2020 13:01	Sandown Park - R12 515m Gr		SUSPENDED	✓			6. Swift Tir
+	21 May 2020 13:04	Dapto - R9 600m Gr4/5		SUSPENDED	✓	1 Bet.	-1.58	3. El Rapid
+	21 May 2020 13:08	Angle Park - R9 600m Gr2/3/		SUSPENDED	✓	1 Bet.	2.82	3. Double
+	21 May 2020 13:13	Mandurah - R9 405m Gr5		SUSPENDED	✓			6. Aurora I
+	21 May 2020 13:20	Dapto - R10 520m Gr5		SUSPENDED	✓			6. Drink M
+	21 May 2020 13:30	Angle Park - R10 515m Gr6		SUSPENDED	✓			8. Kisses F

Live Data Table:

*Manual	No	Silks	Runner	102.8%	97.8%	BSP
	1	1	1. Sunset Fiasco	5	5.1	4.60
	2	2	2. Sheriff Max	4.5	4.6	4.30
	3	3	3. Shinboner Pride	30	44	27.96
	4	4	4. Cocos Daughter	50	60	42.62
	5	5	5. Dandalup Titan	19	23	17.34
	6	6	6. Aurora Maya	3.65	3.75	4.02
	7	7	7. Westdale Utah	11.5	12.5	12.10
	8	8	8. Miss Liberty	7.2	7.4	7.33

Current Orders Table:

System	EventName	Runner	Side	AveragePriceM
--------	-----------	--------	------	---------------

Event Log Table:

TimeStamp	Event	System	Details
21 May 2020 12:46:26	Open		
21 May 2020 13:13:00	NOBETREASONS	System1	Odds Not 1

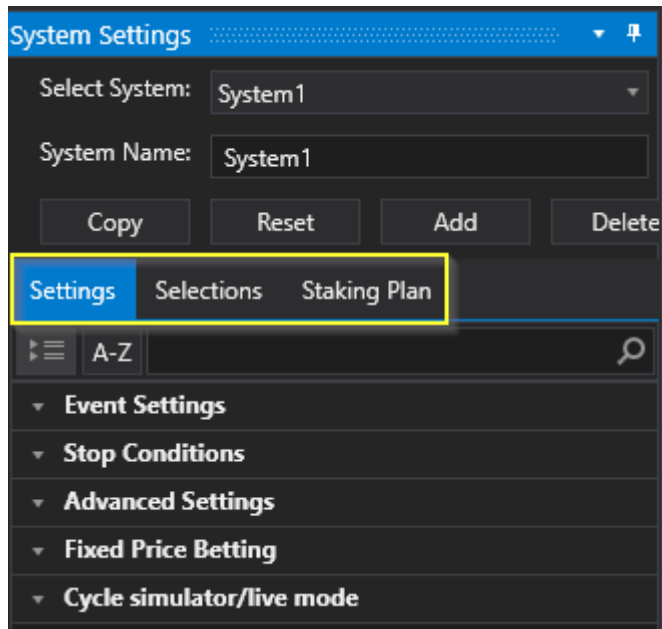
System Settings Panel (System1):

- Select System: System1
- System Name: System1
- Buttons: Copy, Reset, Add, Delete
- Tabs: Settings, Selections, Staking Plan
- Event Settings:
 - System Active: ☒
 - Country: AU,GB,SE,US
 - Event Type(s): Greyhound Raci...
 - Market Type(s): [Greyhound Raci...
 - BetType: Lay
 - Bet Time Option: OfficialOff / Start...
 - Bet Time Start(s): 5
 - Bet Time End(s): 0
 - Min Odds: 1.10
 - Max Odds: 1.90
 - Min Money %: 1.0

Settings - General bet settings and filters

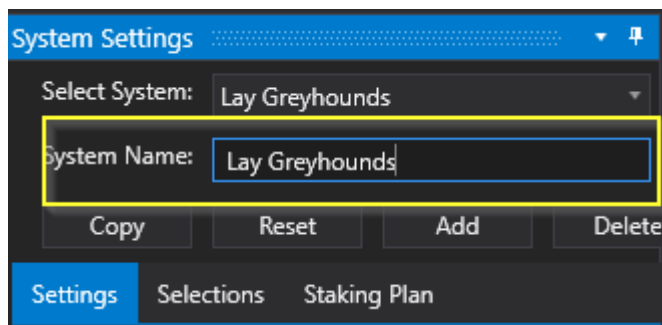
Selections - This is where you decide what selections will be taken, ie 1st favourite, 10th fav, manual selection etc.

Staking Plan - Sets what staking you want to use. ie fixed stake, fibonacci, Lay 1-4 etc

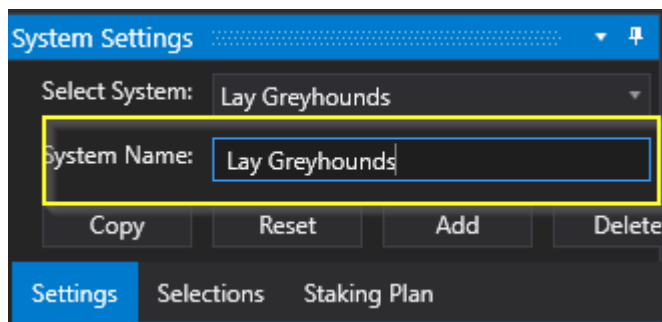


System Buttons

You can also use the system buttons to Add, Copy & Delete systems.



By typing in the system name box you can rename the generic system1 name to something more meaningful, like Lay Greyhounds.



Settings

Here you can set how the bot places bets and how it behaves regarding bet placement.

Settings show general settings which can be set to filter bets.

System Settings

Select System: System1

System Name: System1

Copy Reset Add Delete

Settings Selections Staking Plan

A-Z

Event Settings

System Active	<input checked="" type="checkbox"/>
Country	AU,GB,SE,US
Event Type(s)	Greyhound Raci...
Market Type(s)	[Greyhound Raci...
BetType	Lay
Bet Time Option	OfficialOff / Start...
Bet Time Start(s)	5
Bet Time End(s)	0
Min Odds	1.10
Max Odds	1.90
Min Money %	1.0
Max Money %	100.0
Min Runners	2
Max Runners	20
Max Back/Lay Price Ratio	100.00
Max Stake Liability	100.00
Min Number of Bets	0
Max Number of Bets	2
Min Amount Matched	10.00
Max Back Book %	500.00
Min Lay Book %	10.00
Min Place Winners	1
Max Place Winners	5

Stop Conditions

Advanced Settings

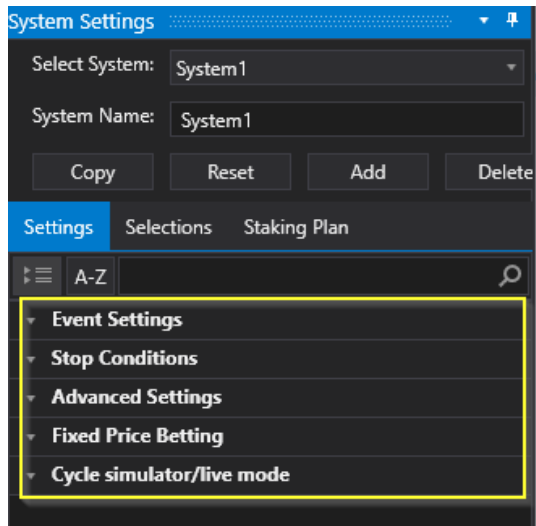
Fixed Price Betting

There are 5 sections with in settings

Event Settings - general bet filter setting like odds range etc.

Stop Conditions - enables the system to stop, maybe after 1 winning bet or a profit target.

Advanced Settings - Enables Tick Offset bets or BSP betting for example.



Fixed Price Betting - Enables bets at fixed odds/prices. ie. lay runners at 1.5 odds.

Cycle Simulator/Live Mode - advanced mode where you can auto change between sim and live modes.

Event Settings

These settings/filters are checked before a bet is placed.

If any of the paramters are out of range then a bet will not be placed and it will create a No Bet Reason which will be logged in the Event log or the Traffic Light NoBet Reason Window.

System Settings

Select System: System1

System Name: System1

CopyResetAddDelete

SettingsSelectionsStaking Plan

A-Z

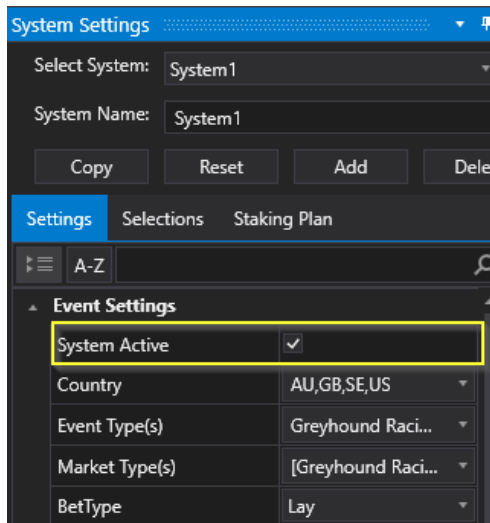
Event Settings

System Active	<input checked="" type="checkbox"/>
Country	AU,GB,SE,US
Event Type(s)	Greyhound Raci...
Market Type(s)	[Greyhound Raci...
BetType	Lay
Bet Time Option	OfficialOff / Start...
Bet Time Start(s)	5
Bet Time End(s)	0
Min Odds	1.10
Max Odds	1.90
Min Money %	1.0
Max Money %	100.0
Min Runners	2
Max Runners	20
Max Back/Lay Price Ratio	100.00
Max Stake Liability	100.00
Min Number of Bets	0
Max Number of Bets	2
Min Amount Matched	10.00
Max Back Book %	500.00
Min Lay Book %	10.00
Min Place Winners	1
Max Place Winners	5

System Active

This option needs to be ticked for the system to be active.

You could have multiple systems and turn each one off or on individually.



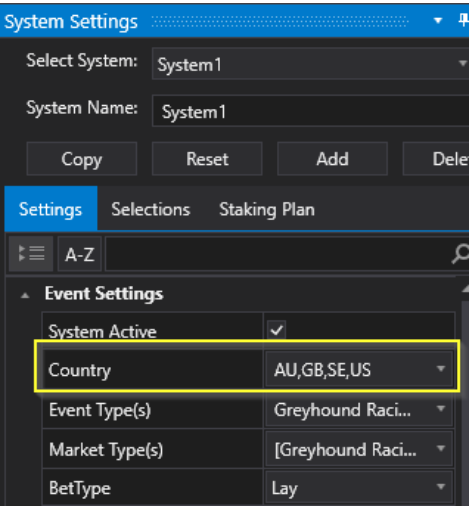
The screenshot shows a 'System Settings' window. At the top, there's a blue header bar with the title 'System Settings'. Below it, there's a 'Select System:' dropdown menu with 'System1' selected. Next to it is a 'System Name:' text field containing 'System1'. Below these are four buttons: 'Copy', 'Reset', 'Add', and 'Delete'. A tabbed interface follows with 'Settings', 'Selections', and 'Staking Plan'. The 'Settings' tab is active. Below the tabs is a search bar with 'A-Z' and a magnifying glass icon. The main section is titled 'Event Settings' and contains a table of settings. The 'System Active' setting is highlighted with a yellow border and has a checked checkbox. Other settings include 'Country' (AU,GB,SE,US), 'Event Type(s)' (Greyhound Raci...), 'Market Type(s)' ([Greyhound Raci...), and 'BetType' (Lay).

Event Settings	
System Active	<input checked="" type="checkbox"/>
Country	AU,GB,SE,US
Event Type(s)	Greyhound Raci...
Market Type(s)	[Greyhound Raci...
BetType	Lay

Country

Select the country for the events that you want the system to monitor.

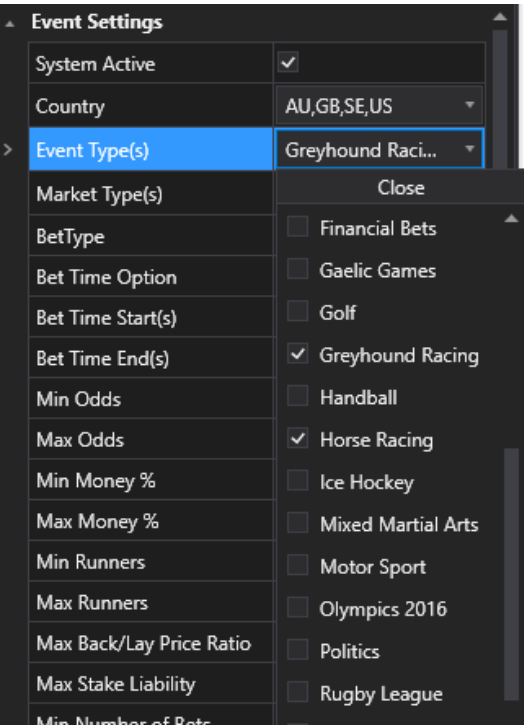
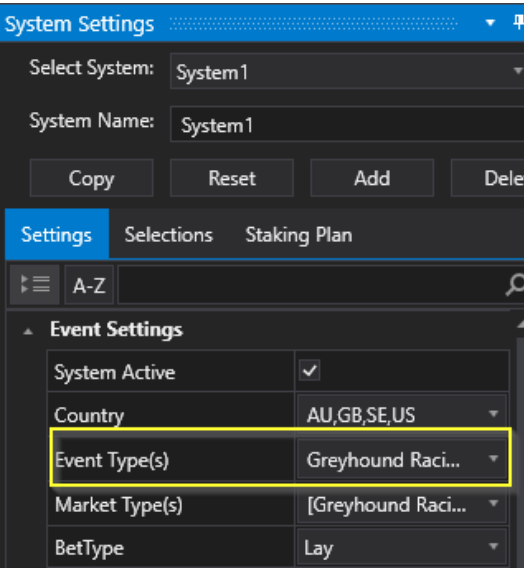
The country has to match one of the events loaded in the main window, if not it will be bypassed.



Event Type

This has to match the event types loaded in the main window for the event to be monitored.

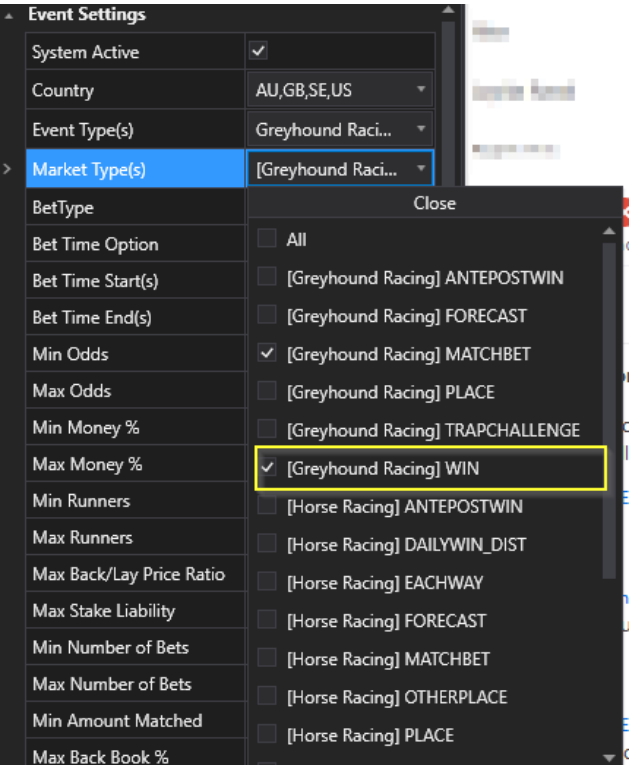
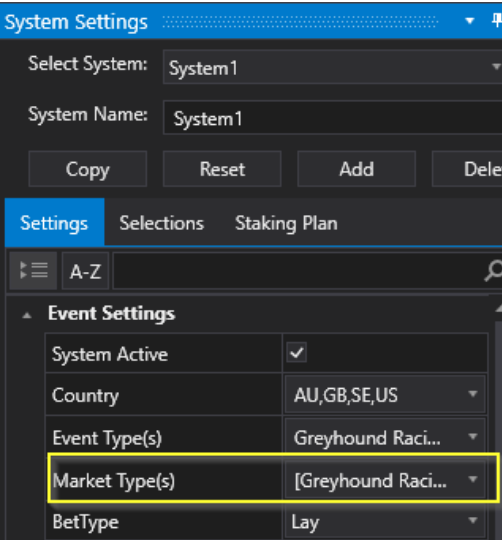
You may have loaded the Greyhound markets, so if you want to monitor them in this system you'll have to make sure that Greyhound Racing is selected.



Market Type

This has to match the Market types loaded in the main window for the event to be monitored.

You may have loaded the Greyhound Win UK markets, so if you want to monitor them in this system
you'll have to make sure that Greyhound Win is selected.



BetType

This sets the bet type to be a Back bet or a Lay bet on the Exchange.

BetType	Lay
Bet Time Option	OfficialOff / Start...
Bet Time Start(s)	5
Bet Time End(s)	0
Min Odds	1.10
Max Odds	1.90
Min Money %	1.0
Max Money %	100.0
Min Runners	2
Max Runners	20

Bet Time Option

This is the base option to decide when the bet is put on, if all the system criteria/filters are met.

By default it is the OfficialOff/Start time but you can also set it to some race status options for UK and Irish

Horse and Greyhound races. It can be useful to deal with delayed races perhaps.

BetType	Lay
Bet Time Option	OfficialOff / Start...
Bet Time Start(s)	5
Bet Time End(s)	0
Min Odds	1.10
Max Odds	1.90
Min Money %	1.0
Max Money %	100.0
Min Runners	2
Max Runners	20

Example might be to set the Bet time option to GoingBehind which will monitor the race when the Horse Race status is updated to GoingBehind.

Race status is only available for UK and Irish races.

Event Settings	
System Active	<input checked="" type="checkbox"/>
Country	AU,GB,SE,US
Event Type(s)	Greyhound Raci...
Market Type(s)	[Greyhound Raci...
BetType	Lay
Bet Time Option	OfficialOff / Start...
Bet Time Start(s)	OfficialOff / StartTime
Bet Time End(s)	Parading
Min Odds	GoingDown
Max Odds	GoingBehind
Min Money %	Approaching
Max Money %	GoingInTraps
Min Runners	HareRunning
Max Runners	AtThePost
	Off

Bet Time Starts

This is the time before the OfficialOff/Race start time that the bet is put on, if all the system criteria/filters are met.

Set from 1 sec to 24hrs although you can set a negative time also which would start after the published time.

10 Secs would start at 10 secs before the race/event time

-10 Secs would start 10 secs after the published time. If events are late you can adjust this. But you may miss an event if it starts and you havent started monitoring it yet and the evnt does not go inplay.

If using bets below minimum Betfair amount of £2 or \$5 you need to allow enough time to place the multiple bets involved

so allow enough time for this. If set to 1 sec then there may not be enough time for the bets to be placed before the event goes in play/running.

BetType	Lay
Bet Time Option	OfficialOff / Start...
Bet Time Start(s)	5
Bet Time End(s)	0
Min Odds	1.10
Max Odds	1.90
Min Money %	1.0
Max Money %	100.0
Min Runners	2
Max Runners	20

Bet Time Ends

This is the end window of the betting period before or after the OfficialOff/Race start time.

Set from 1 sec to 24hrs although you can set a negative time also which would start after the published time.

10 Secs would end at 10 secs before the race/event time

-10 Secs would start 10 secs after the published time. If events are late you can adjust this.

With a Bet Time Starts at 5 secs and Bet Time Ends at 0 secs you would have a 10sec window before the race time to check if the bet can go in. If the bet doesnt qualify inside this time window then it would be a No Bet.

With a Bet Time Starts at 5 secs and Bet Time Ends at -10 secs you would have a 5 sec window before the race time and a 10 sec window after the race time to check if the bet can go in. If the bet doesn't qualify inside this time window then it would be a No Bet.

If using bets below minimum Betfair amount of £2 or \$5 you need to allow enough time to place the multiple bets involved so allow enough time for this. If set to 1 sec then there may not be enough time for the bets to be placed before the event goes in play/running.

BetType	Lay
Bet Time Option	OfficialOff / Start...
Bet Time Start(s)	5
Bet Time End(s)	0
Min Odds	1.10
Max Odds	1.90
Min Money %	1.0
Max Money %	100.0
Min Runners	2
Max Runners	20

Min/Max Odds

You can set the range of odds you will accept bets on using the drop down boxes.

BetType	Lay
Bet Time Option	OfficialOff / Start...
Bet Time Start(s)	5
Bet Time End(s)	0
Min Odds	1.10
Max Odds	1.90
Min Money %	1.0
Max Money %	100.0
Min Runners	2
Max Runners	20

Here we have Horse racing set to odds range 2.00 to 8.00
Your selection would only be selected if it was in this range.

BetType	Lay
Bet Time Option	OfficialOff / Start...
Bet Time Start(s)	10
Bet Time End(s)	0
Min Odds	2.00
Max Odds	8.00
Min Money %	1.0
Max Money %	100.0
Min Runners	2
Max Runners	20

Min/Max Money %

This allows you to filter selections based on the amount matched on an individual selection or multiple selections.

Money % is the amount/volume Matched on the selection divided by the Total Amount Matched or total volume.

BetType	Lay
Bet Time Option	OfficialOff / Start...
Bet Time Start(s)	10
Bet Time End(s)	0
Min Odds	2.00
Max Odds	8.00
Min Money %	1.0
Max Money %	100.0
Min Runners	2
Max Runners	20

Examples might be to only Lay a 1st favourite if the Money % is below 40%.

Here the 1st favourite is above the 40% Money % filter so is not flagged as a potential selection.

It has a Money % of 62.9% so a Lay bet will not be placed as it is likely a strong favourite.































22 May 2020 13:07	Geelong - R10 400m Gr6/7	SUSPENDED	RESULT
22 May 2020 13:10	Gloucester Park - R7 2130m Pace M WIN	SUSPENDED	RESULT
22 May 2020 13:15	Richmond - R10 400m FFA	OPEN	
22 May 2020 13:18	Shepparton - R8 2190m Pace M WIN	OPEN	
22 May 2020 13:19	Warragul - R11 400m Gr5	OPEN	
22 May 2020 13:23	Mandurah - R5 405m Gr4	OPEN	
22 May 2020 13:26	Bunbury - R5 2100m Pace M WIN	OPEN	
22 May 2020 13:32	Geelong - R11 400m Gr4/5	OPEN	
22 May 2020 13:35	Gloucester Park - R8 2130m Pace M WIN	OPEN	
22 May 2020 13:40	Mandurah - R6 490m Gr5	OPEN	

No	Silks	Runner	102.0%	99.5%	BSP	Volume	Money %
1	1	1. Street Brawler	6.2	6.4	8.60	1,642	6.9
2	2	2. Princess Riot	5.9	6	5.80	3,410	14.3
4	4	4. Wheres Ella	16	17	28.03	533	2.2
5	5	5. Mottza	2.12	2.14	2.04	15,044	62.9
7	7	7. Furious Not Fast	26	29	24.41	1,304	5.5
8	8	8. Benji Buttons	8.6	9	8.40	1,971	8.2







System	EventName	Runner	Side

System Active	✓
Country	AU,GB,SE,US
Event Type(s)	Greyhound Raci...
Market Type(s)	[Greyhound Raci...
BetType	Lay
Bet Time Option	OfficialOff / Start...
Bet Time Start(s)	10
Bet Time End(s)	0
Min Odds	2.00
Max Odds	8.00
Min Money %	1.0
Max Money %	40.0
Min Runners	2
Max Runners	20
Max Back/Lay Price Ratio	100.00
Max Stake Liability	100.00
Min Number of Bets	0
Max Number of Bets	7

Maybe you only want to Back bet on a strong Favourite so you want to check it has a good Money % value over 55% etc.

+	✓	22 May 2020 13:07	Geelong - R10 400m Gr6/7				SUSPENDED	RESULT	<input checked="" type="checkbox"/>	
+	✓	22 May 2020 13:10	Gloucester Park - R7 2130m Pace M WIN				SUSPENDED	RESULT	<input checked="" type="checkbox"/>	
+	✓	22 May 2020 13:15	Richmond - R10 400m FFA				SUSPENDED	RESULT	<input checked="" type="checkbox"/>	
+	✓	22 May 2020 13:18	Shepparton - R8 2190m Pace M WIN				OPEN		<input checked="" type="checkbox"/>	
+	✓	22 May 2020 13:19	Warragul - R11 400m Gr5				OPEN		<input checked="" type="checkbox"/>	
+	✓	22 May 2020 13:23	Mandurah - R5 405m Gr4				OPEN		<input checked="" type="checkbox"/>	
+	✓	22 May 2020 13:26	Bunbury - R5 2100m Pace M WIN				OPEN		<input checked="" type="checkbox"/>	
+	✓	22 May 2020 13:32	Geelong - R11 400m Gr4/5				OPEN		<input checked="" type="checkbox"/>	
+	✓	22 May 2020 13:35	Gloucester Park - R8 2130m Pace M WIN				OPEN		<input checked="" type="checkbox"/>	
+	✓	22 May 2020 13:40	Mandurah - R6 490m Gr5				OPEN		<input checked="" type="checkbox"/>	

Manual Bets

No	Silks	Runner	109.4%	98.2%	BSP	Volume	Money %
1		1. Peppa Bliss	9.4	11.5	9.65	3,600	7.5
2		2. Midnight Whisper	6.2	7.2	6.60	7,840	16.4
3		3. Oursouthernstar	2.04	2.14	2.15	26,931	56.4
4		4. Louisiana Jo	15.5	17.5	14.26	2,519	5.3
5		5. Miss Artemis	6.8	8	8.71	4,709	9.9
6		6. Secret Identity	8	9.4	11.02	2,185	4.6

☐ Display All Orders

System	EventName	Runner	Side

Event Settings

System Active	<input checked="" type="checkbox"/>
Country	AU,GB,SE,US
Event Type(s)	Greyhound Raci...
Market Type(s)	[Greyhound Raci...
BetType	Lay
Bet Time Option	OfficialOff / Start...
Bet Time Start(s)	10
Bet Time End(s)	0
Min Odds	2.00
Max Odds	8.00
Min Money %	55.0
Max Money %	100.0
Min Runners	2
Max Runners	20
Max Back/Lay Price Ratio	100.00
Max Stake Liability	100.00
Min Number of Bets	0

Min/Max Number of Runners

The number of runners in a race or event must be within this range for a bet to be placed.

Maybe you only want to place bets on Horse races with between 2 and 20 runners.

Perhaps Greyhounds only with races between 6 and 8 runners. Uk Greyhounds usually have 6 runners but may have 4 or 5 sometimes if runners drop out.

Australian Greyhound races often have 8 runners.

If using Soccer Matches as your events you can set this to 2-3 depending on your markets.
ie Match odds markets have Home team, Away Team and Draw which is 3 runners effectively.

BetType	Lay
Bet Time Option	OfficialOff / Start...
Bet Time Start(s)	10
Bet Time End(s)	0
Min Odds	2.00
Max Odds	8.00
Min Money %	1.0
Max Money %	100.0
Min Runners	2
Max Runners	20

Back/Lay Price Ratio

This prevents a bet being placed if the lay price is too far away from the back price. When there is low liquidity this can be a problem, lay prices may not present good value. Generally the closer to the race you bet, the better liquidity and tighter the spread.

Example 1 - Back odds 3.9, Lay odds 4.5, % back/lay ratio 10%

The calculation will be $(4.5 - 3.9) / 3.9 \times 100 = 15\%$ - the spread is too big so a bet won't be placed.

Example 2 - Back odds 3.9, Lay odds 4.2, % back/lay ratio 10%

The calculation will be $(4.2 - 3.9) / 3.9 \times 100 = 7.6\%$ - the spread is within range so a bet will be placed.

Setting this to a large number like 500 will effectively disable it.

100% is default and fine for most markets, but you may want to filter some races with low liquidity depending on the markets you are using.

Max Back/Lay Price Ratio	100.00
Max Stake Liability	100.00
Min Number of Bets	0
Max Number of Bets	2
Min Amount Matched	10.00
Max Back Book %	500.00
Min Lay Book %	10.00
Min Place Winners	1
Max Place Winners	5

Max Stake/Liability

This is another safety feature especially good for stopping stakes getting out of hand.

The bot will stop placing bets if the stake size (when backing) or liability (when laying) gets larger than the set figure.

ie. Here a bet will only be placed if the back stake or lay liability is less than £100

Max Back/Lay Price Ratio	100.00
Max Stake Liability	100.00
Min Number of Bets	0
Max Number of Bets	2
Min Amount Matched	10.00
Max Back Book %	500.00
Min Lay Book %	10.00
Min Place Winners	1
Max Place Winners	5

Min/Max Number of Bets

This is a filter for the number of bets to be placed.

If both were set to 3 when using multiple selections or a Dutch staking you could make sure all 3 bets are placed or none at all.

Also useful for multiple manual or multiple favourite bets to make sure you only bet if all bets can be placed.

Max Back/Lay Price Ratio	100.00
Max Stake Liability	100.00
Min Number of Bets	0
Max Number of Bets	2
Min Amount Matched	10.00
Max Back Book %	500.00
Min Lay Book %	10.00
Min Place Winners	1
Max Place Winners	5

Minimum Matched Amount

This is the total amount matched on Betfair for the market/race.

You can use this filter to filter out the races with little money in the market.

If the total amount matched is not greater than the minimum set a bet will not be placed.

Max Back/Lay Price Ratio	100.00
Max Stake Liability	100.00
Min Number of Bets	0
Max Number of Bets	2
Min Amount Matched	10.00
Max Back Book %	500.00
Min Lay Book %	10.00
Min Place Winners	1
Max Place Winners	5

Screenshot showing the Betfair website and total matched amount.

13:40 Mandurah (AUS)
Fri 22 May | R6 490m Gr5

Live Stream

Tote

Multiples

Win	Place	AvB	
<div><div>★</div><div>Cash Out</div><div>Rules</div><div>★ Pin</div><div>Betfair SP [?]</div></div>			
			<div>Matched: GBP 46,968</div> <div>Refresh</div>
8 selections		800.0%	<div>Back all</div> <div>Lay all</div> <div>0.0%</div>
1	Crown Monelli		
2	Absolutely Lomar		
3	Nessas Ex Teddy		
4	Midnight Turbo		
5	Stimulating		
6	Scootaloo		
7	Alvarado		
8	Gentleman Fox		

Also you can see the Amount Matched on each runner in the software which is also known as Volume. They dont always match exactly when you add them up but they are close, this could be due to BSP matching after the race starts or Betfair cross matching system.

22 May 2020 13:40	Mandurah - R6 490m Gr5				SUSPENDED
22 May 2020 13:43	Warragul - R12 400m Gr5				OPEN
22 May 2020 13:47	Geelong - R12 400m Gr5				OPEN
22 May 2020 13:51	Geelong - R6 350m Gr5				OPEN

No	Silks	Runner	102.1%	99.8%	BSP	Volume	Money %	
1		1. Crown Monelli	2.38	2.4	2.41	25,636	55.9	
2		2. Absolutely Lomar	290	390	249.16	201	0.4	
3		3. Nessas Ex Teddy	5.8	5.9	5.95	5,859	12.8	
4		4. Midnight Turbo	11.5	12	11.50	1,946	4.2	
5		5. Stimulating	3.7	3.75	3.75	8,908	19.4	
6		6. Scootaloo	22	24	19.00	2,152	4.7	
7		7. Alvarado	75	95	73.48	916	2.0	
8		8. Gentleman Fox	110	150	81.46	267	0.6	

Min Lay Book /Max Back Book

The book % filter is the same value as that shown at the top of the Betfair website interface.

Max Back/Lay Price Ratio	100.00
Max Stake Liability	100.00
Min Number of Bets	0
Max Number of Bets	2
Min Amount Matched	10.00
Max Back Book %	500.00
Min Lay Book %	10.00
Min Place Winners	1
Max Place Winners	5

13:47 Geelong (AUS)

Fri 22 May | R12 400m Gr5

Live Stream Tote Multiples

Win	Place	AvB						
<div>★ Cash Out ⓘ Rules ★ Pin <input type="checkbox"/> Betfair SP [?]</div>			<div>Matched: GBP 24,777 <div>Refresh</div></div>					
8 selections			102.2%	Back all		Lay all	98.8%	
1 Magic Vogue			14 £21	14.5 £15	15 £11	16 £12	16.5 £11	17 £64
2 Blackpool Amour			9.6 £24	9.8 £107	10 £52	11 £206	11.5 £46	12 £41
3 Headspace			7.2 £7	7.4 £47	7.6 £34	8 £74	8.2 £25	8.4 £47
4 Magic Panther			22 £41	23 £25	24 £7	26 £9	27 £4	28 £6
5 Graphic Print			8.6 £67	8.8 £66	9.2 £3	9.6 £7	9.8 £16	10 £16
6 So Much Mojo			21 £4	22 £14	23 £2	24 £6	25 £6	26 £33
7 Osiris Child			48 £6	55 £25	60 £3	65 £3	70 £2	75 £57
8 Aston Shadow			1.93 £143	1.94 £31	1.95 £88	1.96 £19	1.97 £59	1.98 £128

If a runner is not included or the liquidity is poor then you will likely get figures not close to 100% which would be standard for a Win market.

The Lay side % book is usually under 100%.

The place market book % can be a lot higher, maybe 300% so you may need to adjust this filter to get bets sent in. 2 places will be >200%, 3 places > 300% etc.

You can see the Book % in the software when selecting each market

		22 May 2020 13:43	Warragul - R12 400m Gr5				SUSPENDED
		22 May 2020 13:47	Geelong - R12 400m Gr5				SUSPENDED
		22 May 2020 13:54	Geelong - R12 400m Gr5				SUSPENDED

Manual Bets

*Manual	No	Silks	Runner	101.5%	98.8%	BSP	Volume	Money %
	1		1. Magic Vogue	15.5	16	12.48	2,733	7.3
	2		2. Blackpool Amour	9.4	10	9.28	2,965	7.9
	3		3. Headspace	7.6	8	6.70	3,842	10.3
	4		4. Magic Panther	25	26	23.92	608	1.6
	5		5. Graphic Print	9.6	10	8.41	2,626	7.0
	6		6. So Much Mojo	25	27	20.07	857	2.3
	7		7. Osiris Child	95	100	87.77	299	0.8
	8		8. Aston Shadow	1.93	1.94	1.97	23,460	62.7

Understanding Over Round

Author Betfair

Rivalled only perhaps by darts players, few do mental arithmetic as well as your average punter.

He might have struggled with mathematics at school, but ask him the return from \$20 at \$2.75 and he's worked out what to do with the \$55 before the cooperative horse has slowed to a gallop.

And yet, ask the same punter how much the bookmaker will make from the same race, and he won't know what you're talking about. After all, the bookmaker lost, didn't they?

If you're new to betting, or you are the punter described above and you want to become more profitable, understanding how bookmakers decide on the odds they offer punters is crucial to your success.

how to calculate over-round

Bookmakers obsess about something called the over-round, because it's the thing that guarantees, in the long run, that they will make a profit.

The best way to explain how it works is to think about a two-horse race.

Horse A is the favourite at \$1.50. To the average punter, these odds only mean that, if they were to put a winning bet of \$10 on the horse, they would make \$5 profit. To a bookmaker, though, the \$1.50 represents the percentage chance of that horse winning.

Horse B is the second favourite at \$3.00.

To calculate the over-round of a market, you must first divide 1 by each price in the market.

For example, using the market explained above, you would divide 1 by 1.5 and divide 1 by 3.

$$1 \div 1.5 = 66.67\%$$

$$1 \div 3 = 33.33\%$$

To get the final over-round percentage, add all of the percentages. In this example, this is a 100% market.

The example above is what is sometimes called a fair or perfect book, because adding the two percentages up totals 100%. Or, in betting-speak, the over-round is 100%

In this example, if we assume that the percentage chance is accurate, and punters back each horse proportionate to its chance of winning, although individual punters will win, neither punters as a whole, nor the bookmaker, will win or lose money.

How do bookmakers implement over-round?

Bookmakers need to make money. So what they do is offer slightly worse odds than the percentage chance says they should. So in our example, the odds become \$1.43 and \$2.7. The table below shows what this does to the percentage figure:

Horse	FAIR ODDS	IMPLIED % CHANCE	BOOKIES ODDS	IMPLIED % CHANCE
A	1.5	66.60%	1.43	70%
B	3	33.30%	2.7	37%
	Over-Round	100%	Over-Round	107%

Whenever the over-round is more than 100% (and bookies always make sure it is), the bookmaker knows they will make a profit, as long as punters back each horse in proportion to its chance of

winning – meaning, in the example above, that 66.6% of the money is bet on Horse A, with 33.3% bet on Horse B.

Balancing the Book

Punters don't behave exactly as probability suggests they should though, and more of them than expected might back Horse A. In this scenario, the bookmakers will offer lower odds on Horse A and lengthen the odds on Horse B.

Crucially, when changing the odds, the bookmaker will still make sure that a healthy over-round is retained, as this is their mathematical guarantee of profitability – their edge. With the new odds, though, more punters will start backing Horse B, and the bookmaker will balance their book.

If you've never stopped to think about it, this is why they're called book-makers.

Identifying over-round in markets

The 2020 AFL Premiers market is a good example of how high over-rounds can be with bookmakers in comparison to Betfair. On the opening day of the season, major Australian bookmakers have their markets at around 120-125% over-round.

Below is a table highlighting Betfair's prices and over-round percentage, compared with TAB and Ladbrokes as at 10am on 19 March 2020.

Team	Betfair Odds	With Commision Removed	As Percentage	TAB	As Percentage
Ladbrokes	As Percentage				
Richmond	5.50	5.39	18.56%	4.5	22.00%
4.5	22%				
West Coast	6.80	6.66	15.03%	6	16.67%
6	16.67%				
Collingwood	8.80	8.61	11.62%	8	12.50%
7.5	13.33%				
GWS	9.20	9.00	11.11%	8	12.50%
7.5	13.33%				
Brisbane	12.50	12.21	8.19%	11	9.09%
10	10.00%				
Western Bulldogs	14	13.68	7.31%	11	9.09%
12	8.33%				
Geelong	14	13.68	7.31%	12	8.33%
12	8.33%				
Hawthorn	24	23.43	4.27%	17	5.88%
Melbourne	30	29.28	3.42%	26	3.85%
Essendon	36	35.13	2.85%	29	3.45%
Port Adelaide	38	37.08	2.70%	34	2.94%
North Melbourne	44	42.93	2.33%	34	2.94%
St Kilda	50	48.78	2.05%	34	2.94%
Carlton	50	48.78	2.05%	41	2.44%
Sydney	65	63.40	1.58%	41	2.44%
Fremantle	75	73.15	1.37%	51	1.96%
Adelaide	85	82.90	1.21%	41	2.44%
Gold Coast	200	195.03	0.51%	251	0.40%
TOTAL PERCENTAGE		103.47%	122.08%		125.59%

[Download the table as an Excel spreadsheet here.](#)

How is Betfair different?

Betfair does not make the book. Punters – backers and layers – offer their own odds on the horses they think will win or lose. As they have opinions on individual horses, rather than the race as a whole, they offer more generous odds than bookies. And if they don't, someone will jump ahead of them and offer a better price.

As there are lots of punters betting, it creates what economists call a perfect market, which in turn means that the vast majority of races on Betfair operate a near-perfect 100% over-round, meaning better odds for backers, as they are not having to pay the margin added by traditional bookies.

There is a catch, though, as Betfair charges a small commission of between 2.5 and 10 percent on winnings, depending on the sporting code.

However, because that commission is charged on such a low over-round, and it is only charged on winnings, profits returned to punters are often better on Betfair.

Again using the 2020 AFL Premiers market as an example, a \$10 bet on GWS on the Exchange at their current odds of \$9.20 would return \$82 profit if the Giants win the Grand Final. After removing 2.5% commission, the profit would be \$79.95.

Comparatively, bookmakers are offering between \$7.50 to \$8.00 on GWS to win the flag. A \$10 bet at odds of \$8 would return just \$70 profit, highlighting the advantage of betting on the Betfair Exchange.

It's important to note that not every team, player or horse will be a better price on Betfair, but because of the way the Betfair market is created – with no one building in their own guaranteed profit margin – the vast majority of them will be.

Conclusion

Being able to spot over-rounds, or market percentages, is imperative to success as a punter. It helps you decide when to bet, who to bet with and whether an opportunity exists in the first place.

Max Book % of Selections

The Max book & of the selections filter checks for the book % of you selections whether that is for a number of favourites like 1,2,3 favs or manual selections you tick your self.

Settings Selections Staking Plan		
☰	A-Z	
	Max Back/Lay Price Ratio	100.00 ▲▼
	Max Stake Liability	100.00 ▲▼
	Min Number of Bets	0 ▲▼
	Max Number of Bets	1 ▲▼
	Min Amount Matched	100.00 ▲▼
	Max Back Book %	500.00 ▲▼
	Min Lay Book %	10.00 ▲▼
>	Max Book % of Selections	85.00 ▲▼
	Min Place Winners	1 ▲▼
	Max Place Winners	5 ▲▼

If your selections add up to less than this filter then a bet goes in on the selections. If it is over then a bet is stopped from going in on the selections.

Min/Max Number Place Winners

This will not place a bet if the number of place winners in a race is outside the range set here.

Max Back/Lay Price Ratio	100.00
Max Stake Liability	100.00
Min Number of Bets	0
Max Number of Bets	2
Min Amount Matched	10.00
Max Back Book %	500.00
Min Lay Book %	10.00
Min Place Winners	1
Max Place Winners	5

The place market is the same as each way bets effectively. The race will payout on the first 3 placed runners perhaps if there are 8 runners in a Horse race. 2 for a race between 2 and 7 runners.

Stop Conditions

Stop conditions will stop the current system from continuing.

Maybe you want to stop at a set Loss or Profit amount etc.

There are quite a few options for this as below.

The screenshot shows a software interface for configuring betting systems. At the top, 'Select System' and 'System Name' are both set to 'Lay Greyhounds'. Below these are buttons for 'Copy', 'Reset', 'Add', and 'Delete'. A tabbed interface shows 'Settings' as the active tab, with 'Selections' and 'Staking Plan' as alternatives. Under 'Settings', there is a search bar and a list of settings. The 'Event Settings' section is expanded, and the 'Stop Conditions' sub-section is highlighted with a yellow border. This section contains a table of settings with numerical values and up/down arrows for adjustment. Below this is the 'Advanced Settings' section, which is currently collapsed.

Stop Conditions	
Loss Amount	500.00
Profit Amount	500.00
Max Losers	50
Max Winners	500
Consecutive Losers	50
Consecutive Winners	500
Trailing Stop	<input type="checkbox"/>
Bank Increase	1,000.00
Bank Increase %	1,000.00
Bank Increase Target	Start: 11 Target: 1000 / 11

[Profit/Loss Amount](#)

[Max Losers Winners](#)

[Consecutive Losers/Winners](#)

[Trailing Stop](#)

[Bank Increase Stop](#)

Profit/Loss Amount

If the System Profit becomes more than the Profit Amount stop the System will stop and no more bets are placed.

You can check the system profit/loss in the System Performance tab.

The screenshot shows a software interface for managing a betting system. At the top, there's a header bar with a blue gradient. Below it, a 'Select System:' dropdown menu is set to 'Lay Greyhounds', and a 'System Name:' text field also contains 'Lay Greyhounds'. Below these are four buttons: 'Copy', 'Reset', 'Add', and 'Delete'. A tabbed interface follows, with 'Settings' selected (highlighted in blue), and 'Selections' and 'Staking Plan' as other options. Below the tabs is a search bar with 'A-Z' and a magnifying glass icon. The main content area is titled 'Event Settings' and contains a table of settings. A yellow box highlights the 'Stop Conditions' section, which includes 'Loss Amount' and 'Profit Amount', both set to '500.00'. Other settings include 'Max Losers' (50), 'Max Winners' (500), 'Consecutive Losers' (50), 'Consecutive Winners' (500), 'Trailing Stop' (unchecked), 'Bank Increase' (1,000.00), 'Bank Increase %' (1,000.00), and 'Bank Increase Target' (Start: 11 Target: 1000 / 11). The bottom section is titled 'Advanced Settings'.

Stop Conditions	
Loss Amount	500.00
Profit Amount	500.00

Max Losers	50
Max Winners	500
Consecutive Losers	50
Consecutive Winners	500
Trailing Stop	<input type="checkbox"/>
Bank Increase	1,000.00
Bank Increase %	1,000.00
Bank Increase Target	Start: 11 Target: 1000 / 11

The System will restart after changing the profit/loss amount so the wallet is not greater than the Max Profit Set.

Below the system stopped when the system profit was greater than the Profit Amount set.

Selected: 26 Balance: 10.76 Total PL: 17.58 Next Event: 53
 Markets Selected: 340 Exposure: 0.00 Max Next Stake: 0.00 LastTrap/Cloth Win: 6
 Virtual Wallets: 0.00 Unsettled Markets: 0

Market Status	Race Status	SP	Bets	Profit	Winners
SUSPENDED	RESULT	✓	1 Bet.	-1.08	6. Aston Nino
SUSPENDED	RESULT	✓			9. Bernies Star
SUSPENDED	RESULT	✓			4. Runaway Three
SUSPENDED	RESULT	✓	1 Bet.	1.96	2. Millbank Ruth
SUSPENDED	RESULT	✓			3. Bettathandideal
SUSPENDED	RESULT	✓	1 Bet.	-0.50	4. Bring Your Banjo
SUSPENDED	RESULT	✓	1 Bet.	1.88	5. Single Gated
SUSPENDED	RESULT	✓			5. Groveshill Dream
SUSPENDED	RESULT	✓	1 Bet.	0.92	8. Stop The Watch
SUSPENDED	RESULT	✓			2. Ransome The Opal

Reason: System Active True, Country Match True, Market Selected True, MarketType Match True, EventType Match True, Market Status Open True, Bet Time Window False, RaceStatus Available True, Active Runners Min/Max True, Market Amount Matched True, Max Back Book True, Min Lay Book True, Place Winners Min/Max True, Odds Within Min/Max False, Money % Within Min True, Bet On Reserves True, Back/Lay Price Ratio True, Min Number of Bets True, Unsettled Bets For System True, Bet Exists For This Market True, Max Liability True, Max Loss Amount True, Max Profit Amount False

System Settings: Select System: FibTest, System Name: FibTest, Copy, Reset, Add, Delete

Settings: Min Lay Book % 10.00, Min Place Winners 1, Max Place Winners 5

Stop Conditions: Loss Amount 100.00, Profit Amount 15.00, Max Losers 50, Max Winners 500, Consecutive Losers 50, Consecutive Winners 500, Trailing Stop, Bank Increase 1,000.00

Profit Amount: Set profit amount which prevent further bets.

System Performance: SystemName PL Balance BalanceMin BalanceMax Next Stake
 FibTest 17.58 28.34 0.62 42.79 0.00
 TOTAL 17.58 28.34 0.00

Current Orders: System Performance Results Cycle Sim/Live

TimeStamp Event System Details
 05 Jun 2020 07:36:37 Open
 05 Jun 2020 12:15:00 NOBETREASONS FibTest Odds Not Within Min/Max, Max
 05 Jun 2020 12:15:28 STOPCONDITION FibTest ProfitAmount

Money % Potent: 92.3, 0.8, 1.0, 0.3, 1.8, 3.8

Licence Expires: 365219 days 12:43 LocalTime: 12:16:07 RunTime: 6:16:06 Connection Status: UK Avg / Last Refresh (ms): 77 / 189 Last Update: 12:15:28.706

If the System Profit becomes less than the Loss Amount setting the current system will stop and no more bets are placed.

You can restart after changing the loss amount so the system p/l is not greater than the loss amount.

You can check the loss of the system in the System Performance.

You can also see in the event log it states Loss Amount as a Stop condition. Also the traffic light system shows the Max Loss Amount is False so no more bets will be placed with this system.

Stop Simulator Markets Reset All Events Selected: 5 Balance: 10.76 Total PL: -16.10 Next Event: 156
 Auto Scroll Markets Selected: 11 Exposure: 0.00 Max Next Stake: 30.00 LastTrap/Cloth Win: 5
 All Markets Active Monitored: 11 Virtual Wallets: 0.00 Unsettled Markets: 0

Start Time	Market	Market Status	Race Status	SP	Bets	Profit	Winners
22 May 2020 14:02	Gloucester Park - R9 2130m Pace M WIN	SUSPENDED	RESULT	✓	1 Bet.	-4.10	Gotta
22 May 2020 14:13	Mandurah - R8 490m FFA	SUSPENDED	RESULT	✓	1 Bet.	-12.00	Naugh
22 May 2020 14:22	Bunbury - R7 2100m Pace M WIN	OPEN					
22 May 2020 14:28	Mandurah - R9 405m Gr5	OPEN					
22 May 2020 14:36	Gloucester Park - R10 1730m Pace M WIN	OPEN					
22 May 2020 14:43	Mandurah - R10 405m Gr5	OPEN					
22 May 2020 14:55	Bunbury - R8 2100m Pace M WIN	OPEN					

System Performance: SystemName PL Balance BalanceMin BalanceMax Next Stake
 Lay Greyhounds -16.10 -5.34 -5.34 10.76 30.00
 TOTAL -16.10 -5.34 0.00

Current Orders: System Performance Results Cycle Sim/Live

TimeStamp Event System Details
 22 May 2020 14:16:36 Open
 22 May 2020 14:19:24 NOBETREASONS Lay Greyhounds Outside Bet Time Wind
 22 May 2020 14:19:24 STOPCONDITION Lay Greyhounds LossAmount

Reason: System Active True, Country Match True, Market Selected True, MarketType Match True, EventType Match True, Market Status Open True, Bet Time Window False, RaceStatus Available True, Active Runners Min/Max True, Market Amount Matched True, Max Back Book True, Min Lay Book True, Place Winners Min/Max True, Odds Within Min/Max True, Money % Within Min/Max True, Bet On Reserves True, Back/Lay Price Ratio True, Min Number of Bets True, Unsettled Bets For System True, Bet Exists For This Market True, Max Liability True, Max Loss Amount False, Max Profit Amount True

System Settings: Select System: Lay Greyhounds, System Name: Lay Greyhounds, Copy, Reset, Add, Delete

Settings: Min Lay Book % 10.00, Min Place Winners 1, Max Place Winners 500

Stop Conditions: Loss Amount 10.00, Profit Amount 10.00, Max Losers 50, Max Winners 1, Consecutive Losers 50, Consecutive Winners 500, Trailing Stop, Bank Increase 1,000.00, Bank Increase % 1,000.00, Bank Increase Target Start: 11 Target: 100

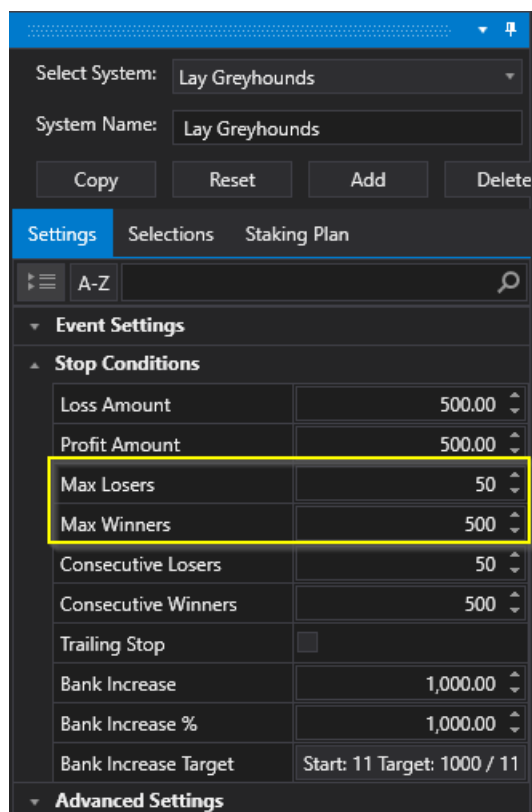
Loss Amount: Set loss amount which prevent further bets.

Manual Bets: *Manual No Silks Runner 102.2% 96.4%
 1 1. Trickin 27 30
 2 2. Cynthia Mae 60 90
 3 3. Stormyskies 14.5 18
 4 4. Miss Eerie 1.59 1.6
 5 5. Fifo 80 85
 6 6. Royalhotshot 130 150
 7 7. Sunnie Beach 100 140
 8 8. Our Star Carly 5.9 6.2
 9 9. Miss Starfire 34 46
 10 10. Sweetdream Trun 26 34
 11 11. Im Inanickle 400 850

Max Losers/Winners

These settings will stop the system as soon as you have a number of losing bets or you have a number of winning bets in total.

These winning or losing bets do not need to be consecutive. You can check the number of winners and losers in the system Performance tab.



Select System: Lay Greyhounds

System Name: Lay Greyhounds

Copy Reset Add Delete

Settings Selections Staking Plan

A-Z

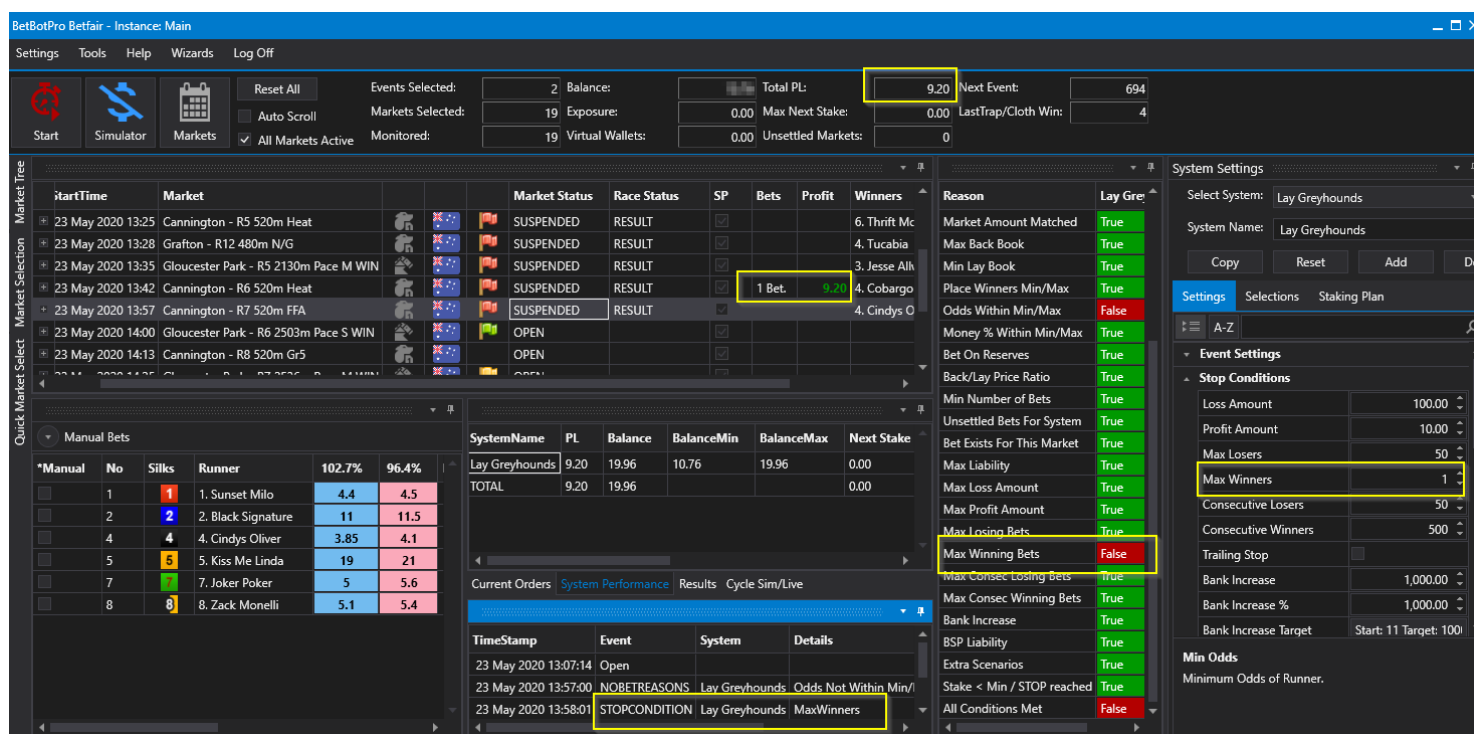
Event Settings

Stop Conditions

Loss Amount	500.00
Profit Amount	500.00
Max Losers	50
Max Winners	500
Consecutive Losers	50
Consecutive Winners	500
Trailing Stop	<input type="checkbox"/>
Bank Increase	1,000.00
Bank Increase %	1,000.00
Bank Increase Target	Start: 11 Target: 1000 / 11

Advanced Settings

Below you can see the bot stopped after 1 win, ideal for stop at a winner systems.



BetBotPro Betfair - Instance: Main

Settings Tools Help Wizards Log Off

Start Simulator Markets

Reset All

Events Selected: 2 Balance: 9.20 Total PL: 9.20 Next Event: 694

Markets Selected: 19 Exposure: 0.00 Max Next Stake: 0.00 LastTrap/Cloth Win: 4

Monitored: 19 Virtual Wallets: 0.00 Unsettled Markets: 0

Quick Market Select Market Selection

startTime	Market	Market Status	Race Status	SP	Bets	Profit	Winners
23 May 2020 13:25	Cannington - R5 520m Heat	SUSPENDED	RESULT				6. Thrift Mc
23 May 2020 13:28	Grafton - R12 480m N/G	SUSPENDED	RESULT				4. Tucabia
23 May 2020 13:35	Gloucester Park - R5 2130m Pace M WIN	SUSPENDED	RESULT				3. Jesse Alh
23 May 2020 13:42	Cannington - R6 520m Heat	SUSPENDED	RESULT		1 Bet	9.20	4. Cobargo
23 May 2020 13:57	Cannington - R7 520m FFA	SUSPENDED	RESULT				4. Cindys O
23 May 2020 14:00	Gloucester Park - R6 2503m Pace S WIN	OPEN					
23 May 2020 14:13	Cannington - R8 520m Gr5	OPEN					

Manual Bets

*Manual	No	Silks	Runner	102.7%	96.4%
	1	1	1. Sunset Milo	4.4	4.5
	2	2	2. Black Signature	11	11.5
	4	4	4. Cindys Oliver	3.85	4.1
	5	5	5. Kiss Me Linda	19	21
	7	7	7. Joker Poker	5	5.6
	8	8	8. Zack Monelli	5.1	5.4

SystemName PL Balance BalanceMin BalanceMax Next Stake

Lay Greyhounds	9.20	19.96	10.76	19.96	0.00
TOTAL	9.20	19.96			0.00

Current Orders System Performance Results Cycle Sim/Live

TimeStamp	Event	System	Details
23 May 2020 13:07:14	Open		
23 May 2020 13:57:00	NOBETREASONS	Lay Greyhounds	Odds Not Within Min/
23 May 2020 13:58:01	STOPCONDITION	Lay Greyhounds	MaxWinners

System Settings

Select System: Lay Greyhounds

System Name: Lay Greyhounds

Copy Reset Add Del

Settings Selections Staking Plan

A-Z

Event Settings

Stop Conditions

Loss Amount	100.00
Profit Amount	10.00
Max Losers	50
Max Winners	1
Consecutive Losers	50
Consecutive Winners	500
Trailing Stop	<input type="checkbox"/>
Bank Increase	1,000.00
Bank Increase %	1,000.00
Bank Increase Target	Start: 11 Target: 100

Min Odds

Minimum Odds of Runner.

Consecutive Losers/Winners

These settings will stop the current system when a certain number of consecutive bets in a row are met.

The screenshot shows the 'System Settings' window for a system named 'Lay Greyhounds'. The 'Settings' tab is active, showing various configuration options. A yellow box highlights the 'Consecutive Losers' and 'Consecutive Winners' settings under the 'Stop Conditions' section.

Event Settings	
Stop Conditions	
Loss Amount	100.00
Profit Amount	10.00
Max Losers	50
Max Winners	50
Consecutive Losers	3
Consecutive Winners	500
Trailing Stop	<input type="checkbox"/>
Bank Increase	1,000.00
Bank Increase %	1,000.00
Bank Increase Target	Start: 11 Target: 1000 / 118

Consecutive Losers
Set maximum number of consecutive losing bets which prevent further bets.

So if you set Consecutive losers to 3, if you have 3 losing bet results in a row the system will stop.

If you set consecutive winners to 2 the bot will stop after two winning bets in a row.

Trailing Stop

If you tick this box the [Loss Amount](#) will turn into a trailing stop.

This stop will track the peak profit by the set amount.

If the system p/l falls below this limit the system will be Stopped.

The screenshot shows the 'System Settings' window for 'Lay Greyhounds'. The 'Settings' tab is active. Under 'Event Settings', the 'Stop Conditions' section is expanded. The 'Loss Amount' is set to 10.00, and the 'Trailing Stop' checkbox is checked. A yellow box highlights the 'Loss Amount' and the 'Trailing Stop' checkbox. A yellow arrow points from the 'Loss Amount' value to the 'Trailing Stop' checkbox. Below the 'Stop Conditions' section, there are fields for 'Bank Increase' (1,000.00), 'Bank Increase %' (1,000.00), and 'Bank Increase Target' (Start: 11 Target: 1000 / 118). At the bottom, a 'Trailing Stop' section states 'Set if trailing stop is enabled.'

Setting	Value
Select System	Lay Greyhounds
System Name	Lay Greyhounds
Copy	
Reset	
Add	
Delete	
Settings	Selections
Staking Plan	
Event Settings	
Stop Conditions	
Loss Amount	10.00
Profit Amount	100.00
Max Losers	50
Max Winners	50
Consecutive Losers	10
Consecutive Winners	500
Trailing Stop	<input checked="" type="checkbox"/>
Bank Increase	1,000.00
Bank Increase %	1,000.00
Bank Increase Target	Start: 11 Target: 1000 / 118
Trailing Stop	Set if trailing stop is enabled.

In the above example the Loss Amount of £10 is turned into a trailing stop.

So as your profit moves up the stop will move up with it.

If your current system profit is 0 then the stop will be -£10

If your current system profit is 10 then the stop will be 0

If your current system profit is 20 then the stop will be £10 etc etc.

Bank Increase Stop

This will stop the system when the bank or balance (Betfair account balance) has increased by a certain %, so you can know the bot will stop every day when the bank has increased by 2% for example or a fixed amount.

This is also useful for when using multiple bots/systems and instances.

If the account is increasing due to another bot making profits you can stop all bots based on the % increase. Just set all bots/systems with the same bank increase settings.

Select System: Lay Greyhounds

System Name: Lay Greyhounds

Copy Reset Add Delete

Settings Selections Staking Plan

A-Z

Profit Amount	100.00
Max Losers	50
Max Winners	50
Consecutive Losers	10
Consecutive Winners	500
Trailing Stop	<input type="checkbox"/>
Bank Increase	100.00
Bank Increase %	2.00
Bank Increase Target	Start: 11 Target: 100 / 11

Advanced Settings

Bet On BSP ☐

Unsettled Bets Allowed 0

Bank Increase %

Set percentage bank increase which prevent further bets. The starting balance is reset on each new session

The initial balance amount that the % or fixed amount is measured against is the amount recorded when the software is started for the day.

If your balance was £50 and you specify a Bank increase of £100, the system will stop after the balance reaches £100.

If the bank increase is 2% then it will stop the system when the balance + increase = $£50 + £50 \times 2\% = £51$.

To reset the bank increase % or Target amounts click the Bank increase target button.

Trailing Stop	<input type="checkbox"/>
Bank Increase	100.00
Bank Increase %	2.00
Bank Increase Target	Start: 11 Target: 100 / 11

Advanced Settings

The advanced settings can also be used to control how bets are placed.

Select System: Lay Greyhounds

System Name: Lay Greyhounds

CopyResetAddDelete

SettingsSelectionsStaking Plan

A-Z

Event Settings

Stop Conditions

Advanced Settings

Bet On BSP

Unsettled Bets Allowed0

Tick Offset0

Skip Reserves

Price BasisLay

Keep In Play

Include Commission

Use Results Profit/Loss

Virtual Wallet Amount0.00

Bet On BSP

Set if BSP bets are enabled. Lay BSP bets will allow BSP prices up to Max Odds setting. Back BSP bets will allow BSP prices down to Min Odds setting.

Bet on Starting Price

Select System: Lay Greyhounds

System Name: Lay Greyhounds

Copy Reset Add Delete

Settings Selections Staking Plan

A-Z

Bet On BSP

Unsettled Bets Allowed 0

Tick Offset 0

Skip Reserves

Price Basis Lay

Keep In Play

Include Commission ☒

Use Results Profit/Loss

Virtual Wallet Amount 0.00

Tick to place Betfair Starting Price or BSP bets.

There is a minimum bet size for BSP betting, £2 for backing and £10 liability for laying.

See the Betfair help site for more on SP betting http://promo.betfair.com/betfairsp/FAQs_theBasics.html

Screenshot of the Betfair website BSP prices:

14:35 Vichy (FRA)
Wed 27 May | 1000m 4yo+ Hcap

Live Stream Radio Multiples

Win Place AvB

★ Going In-Play Rules Betfair SP [?]

Matched: EUR 72,695 Refresh

	Back all	BSP		Lay all
1. Madison Vanzales	36 €12	40 €14	46 €12	75 €16
2. Peterhof	23 €35	25 €45	27 €23	30 €16
3. End Of Story	9.6 €41	9.8 €79	10 €45	10.5 €18
4. La Mirada	6.6 €97	6.8 €28	7 €245	7.2 €14
5. On the Edge	3.35 €174	3.4 €96	3.45 €35	3.5 €698
6. My Drama Queen	40 €12	44 €50	50 €16	70 €21
7. Qayes	7.2 €59	7.4 €99	7.6 €40	7.8 €15
8. Victorious Champ	8.4 €17	8.6 €13	8.8 €61	9.4 €20
9. Kentish Waltz	9.8 €36	10 €69	10.5 €91	11 €16
10. Shot In The Dark	14 €77	14.5 €87	15 €30	15.5 €19

BSP is not established until the race has been suspended or started.

Win	Place	AvB	
<input checked="" type="checkbox"/> In-Play	<input type="checkbox"/> Rules	<input checked="" type="checkbox"/> Betfair SP [?]	Matched: EUR 108,897 Refresh
10 selections			
		Back all	BSP
1. Madison Vanzales	3 €39	10 €11	25 €46
2. Peterhof			25 €25
3. End Of Story	1.01 €129	1.02 €1129	1.05 €30
4. La Mirada	5.3 €65	5.8 €15	6 €21
5. On the Edge	1.8 €96	2 €24	2.6 €24
6. My Drama Queen	2.26 €14	3.1 €17	15.5 €11
7. Qayes	1.5 €16	1.62 €14	1.75 €20
8. Victorious Champ	1.75 €15	3 €12	4 €21
9. Kentish Waltz	1.57 €35	1.75 €20	2.12 €123
10. Shot In The Dark	1.75 €11	2.2 €14	3.15 €13

You can see which markets accept BSP bets in the main event window also:

<input checked="" type="checkbox"/> Stop	<input checked="" type="checkbox"/> Simulator	<input checked="" type="checkbox"/> Markets	<input type="button" value="Reset All"/>	Events Selected: 25	Balance: 21.45	Total PL: 21.45	Next Event: LastTrap/Cloth
<input checked="" type="checkbox"/> Auto Scroll	<input checked="" type="checkbox"/> All Markets Active	Markets Selected: 340	Exposure: 0.00	Monitored: 340	Virtual Wallets: 0.00	Max Next Stake: 1.00	Unsettled Markets: 1
Events							
Active	StartTime	Market	Market Status	Race Status	SP	Bets	Profit
<input checked="" type="checkbox"/>	05 Jun 2020 06:05	Taree - R6 1300m Hcap WIN	SUSPENDED	RESULT	<input checked="" type="checkbox"/>	1 Bet.	-3.70
<input checked="" type="checkbox"/>	05 Jun 2020 06:09	Bendigo - R2 425m Heat	SUSPENDED	RESULT	<input checked="" type="checkbox"/>		
<input checked="" type="checkbox"/>	05 Jun 2020 06:12	Toowoomba - R3 1000m 2yo WIN	SUSPENDED	RESULT	<input checked="" type="checkbox"/>	1 Bet.	-2.04
<input checked="" type="checkbox"/>	05 Jun 2020 06:15	Wagga - R5 1740m Pace M WIN	SUSPENDED	RESULT	<input checked="" type="checkbox"/>		
<input checked="" type="checkbox"/>	05 Jun 2020 06:16	Gawler - R2 400m Mdn	SUSPENDED	RESULT	<input checked="" type="checkbox"/>	1 Bet.	2.82
<input checked="" type="checkbox"/>	05 Jun 2020 06:19	The Gardens - R1 272m Mdn	SUSPENDED	RESULT	<input checked="" type="checkbox"/>		
<input checked="" type="checkbox"/>	05 Jun 2020 06:20	Geraldton - R1 1420m Hcap WIN	SUSPENDED	RESULT	<input checked="" type="checkbox"/>	1 Bet.	0.92
<input checked="" type="checkbox"/>	05 Jun 2020 06:22	Rockhampton - R1 407m Mdn	SUSPENDED	RESULT	<input checked="" type="checkbox"/>		
<input checked="" type="checkbox"/>	05 Jun 2020 06:25	Wagga - R6 1000m Hcap WIN	SUSPENDED	RESULT	<input checked="" type="checkbox"/>	1 Bet.	0.90

You can decide to load only markets with BSP available using the Market Selection method of loading markets into the main event window.

Quick Market Select

Market Tree

Market Selection

Load

Insert

☐ Save Filter

Event Type		StartTime	EventName	MarketN	M	IsBspMarket	IsTur
Greyhound Racing	AU	27 May 2020 13:19	Cran (AUS) 27th May	R11 311m Gr5	WIN	<input checked="" type="checkbox"/>	
Greyhound Racing	AU	27 May 2020 13:22	Darw (AUS) 27th May	R6 383m Gr5	WIN	<input checked="" type="checkbox"/>	
Greyhound Racing	AU	27 May 2020 13:25	Ball (AUS) 27th May	R11 390m Gr4/5	WIN	<input checked="" type="checkbox"/>	
Greyhound Racing	AU	27 May 2020 13:28	Rich (AUS) 27th May	R11 330m Gr5	WIN	<input checked="" type="checkbox"/>	
Greyhound Racing	AU	27 May 2020 13:31	Cann (AUS) 27th May	R6 520m Nvce	WIN	<input checked="" type="checkbox"/>	
Greyhound Racing	AU	27 May 2020 13:35	Cran (AUS) 27th May	R12 311m Gr5	WIN	<input checked="" type="checkbox"/>	
Greyhound Racing	AU	27 May 2020 13:38	Darw (AUS) 27th May	R7 383m Gr4/5	WIN	<input checked="" type="checkbox"/>	
Greyhound Racing	AU	27 May 2020 13:42	Ball (AUS) 27th May	R12 390m Gr5	WIN	<input checked="" type="checkbox"/>	
Greyhound Racing	AU	27 May 2020 13:49	Rich (AUS) 27th May	R12 400m FFA	WIN	<input checked="" type="checkbox"/>	
Greyhound Racing	AU	27 May 2020 13:52	Cann (AUS) 27th May	R7 380m FFA	WIN	<input checked="" type="checkbox"/>	
Greyhound Racing	AU	27 May 2020 14:12	Cann (AUS) 27th May	R8 380m Gr5	WIN	<input checked="" type="checkbox"/>	
Greyhound Racing	AU	27 May 2020 14:30	Cann (AUS) 27th May	R9 380m Nvce	WIN	<input checked="" type="checkbox"/>	

IsBspMarket

IsTur

Select All

☒ True

Filter

Clear Filter

Active

StartTir

27 May

27 May

27 May

27 May

27 May

Manual Bets

Simply select the IsBspMarket filter and tick True to filter the markets.

When happy with your filters like country and Win markets then click load to put them into the main event window.

Unsettled Bets Allowed

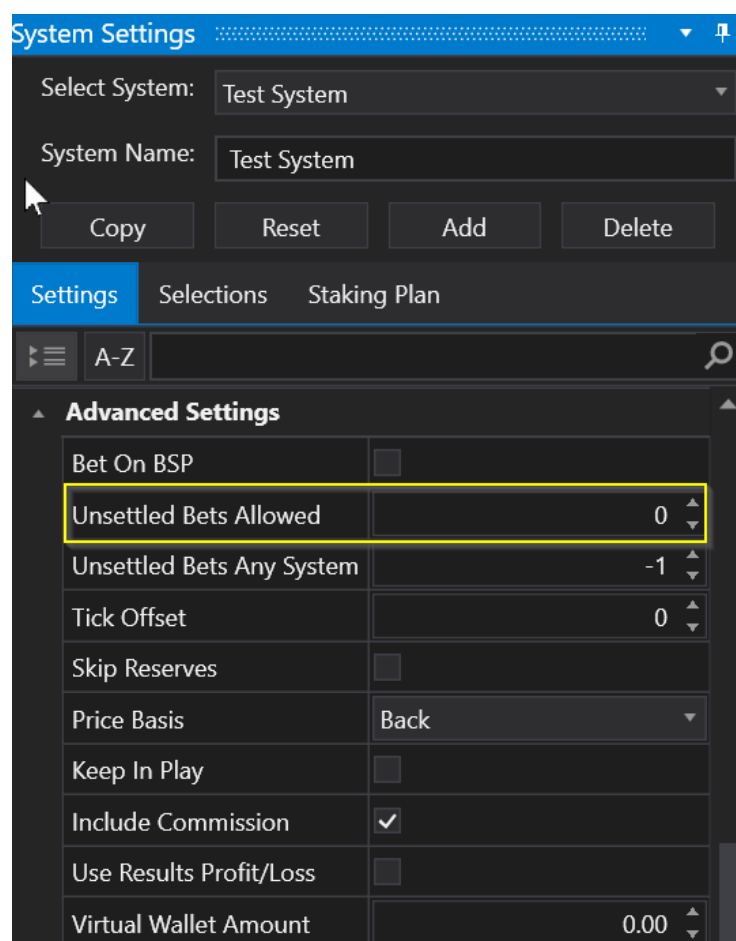
This is very important for accurate staking if using a recovery plan or any plan where you need to know the result of the last race before calculating the next stake.

This will stop placing any further bets until the last x races have been settled.

If this is set to 0 (default), no more bets will be placed until the last bet result is known.

This is very useful if you're using one of the staking plans especially recovery as delays in results can cause staking to be inaccurate.

If you are using fixed stake for each race or event then you could ignore this and set it to a large number.



An unsettled bet is any bet or multiple bets on a market.

If events do not settle or are delayed you can use setting in Settings on the top menu to [Auto Expire Unsettled Bets](#)

Unsettled Bets Any System

This is very important for accurate staking if using a recovery plan or any plan where you need to know the result of the last race on any system before calculating the next stake.

This will stop placing any further bets until the last x races have been settled on any system.

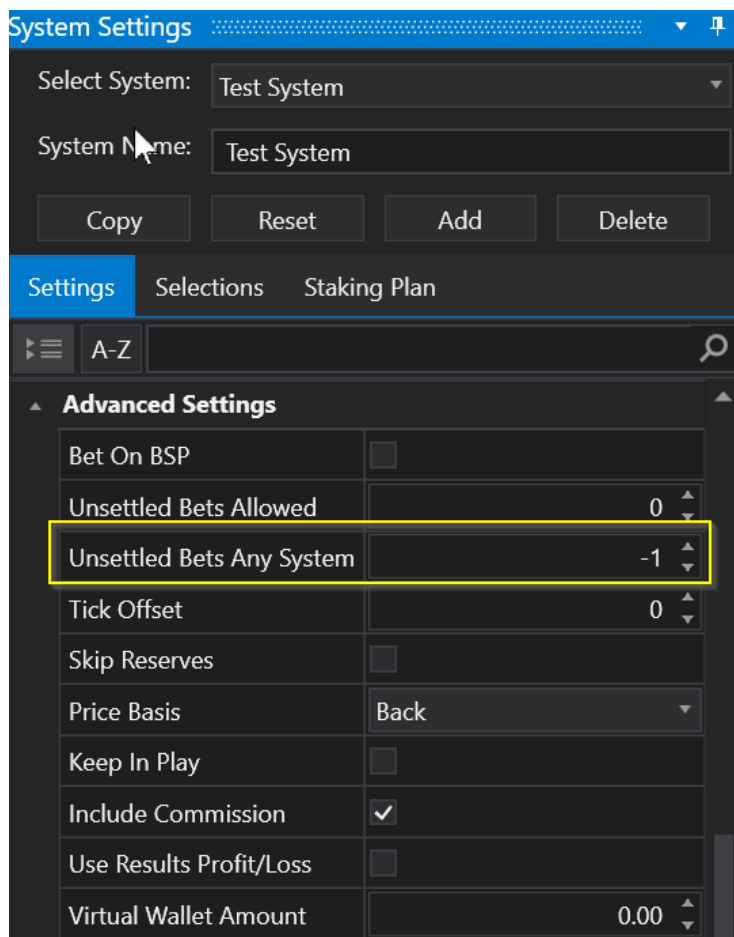
If this is set to 0 , no more bets will be placed until the last bet result is known.

If running multiple systems, a bet on any of the systems will stop betting.

This is very useful if you're using one of the staking plans especially recovery as delays in results can cause staking to be inaccurate.

If you are using fixed stake for each race or event then you could ignore this and set it to a large number.

The default setting of -1 means it is disabled.

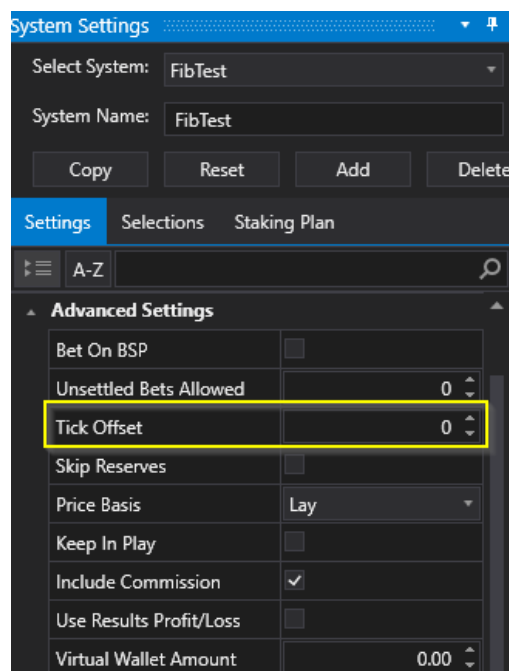


An unsettled bet is any bet or multiple bets on a market where the result is not known.

If events do not settle or are delayed you can use setting in Settings on the top menu to [Auto Expire Unsettled Bets](#)

Tick Offset

This will adjust the odds of the selections bet by the number of ticks in the table below.



The screenshot shows the 'System Settings' window for a system named 'FibTest'. The 'Advanced Settings' section is expanded, and the 'Tick Offset' field is highlighted with a yellow box. The 'Tick Offset' is currently set to 0. Other settings visible include 'Bet On BSP' (unchecked), 'Unsettled Bets Allowed' (0), 'Skip Reserves' (unchecked), 'Price Basis' (Lay), 'Keep In Play' (unchecked), 'Include Commission' (checked), 'Use Results Profit/Loss' (unchecked), and 'Virtual Wallet Amount' (0.00).

So if a bet is placed on a selection, the price the actual bet is placed is adjusted by the number of ticks set so you can adjust above or below the price.

This is great for trying to get better odds or trying to guarantee you get a match by putting the bet on so that there is enough money to match the bet at various levels up to and including your odds.

Betfair Price Increment s

Odds Markets

Price	Increment
1.01 → 2	0.01
2 → 3	0.02
3 → 4	0.05
4 → 6	0.1
6 → 10	0.2
10 → 20	0.5
20 → 30	1
30 → 50	2
50 → 100	5
100 → 1000	10

Example: You want to back a selection at 5.0, but make sure you get matched. If you adjust bet ticks to -3 then the amount is worth -0.3 and the bet will go on at 4.7 or higher. This should allow a good match.

You may want to try and get better odds so you could back a selection at 3.0 with adjust bet ticks at +5 which are equal to 0.25. So the bet will go in at 3.25.

Remember you may not get matched as easily though.

The opposite is true for laying. If you want better matches then make adjust bet ticks +ve. If you want better value, but risk not getting matched, then adjust bet ticks -ve.

Betfair will match your back bet at your price or better so if you enter a back bet at lower than the current odds it will get matched at your current odds or better right up to the current odds.

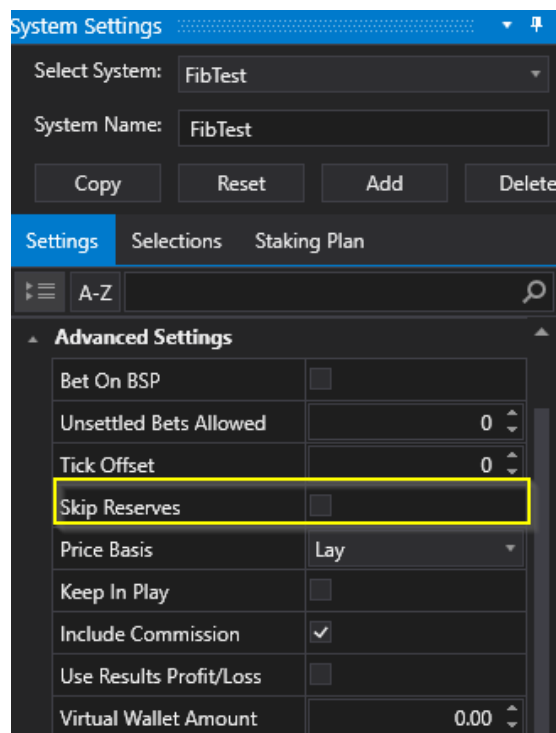
The opposite is true for Lay bets. If you enter a price above the current Market then your bet will be matched at no worse than your odds down to the best odds available currently.

SkipReserves

If checked then the system looks at runner names for "(res)" and at jockey names for "reserve", it may also look at 0 prices on the market which may show that a runners has been withdrawn.

A new no bet reason (Bet On Reserves) appears when the bot tries to place a bet on a reserve selection (and the option is ticked).

Only works with Horse and Greyhound markets.

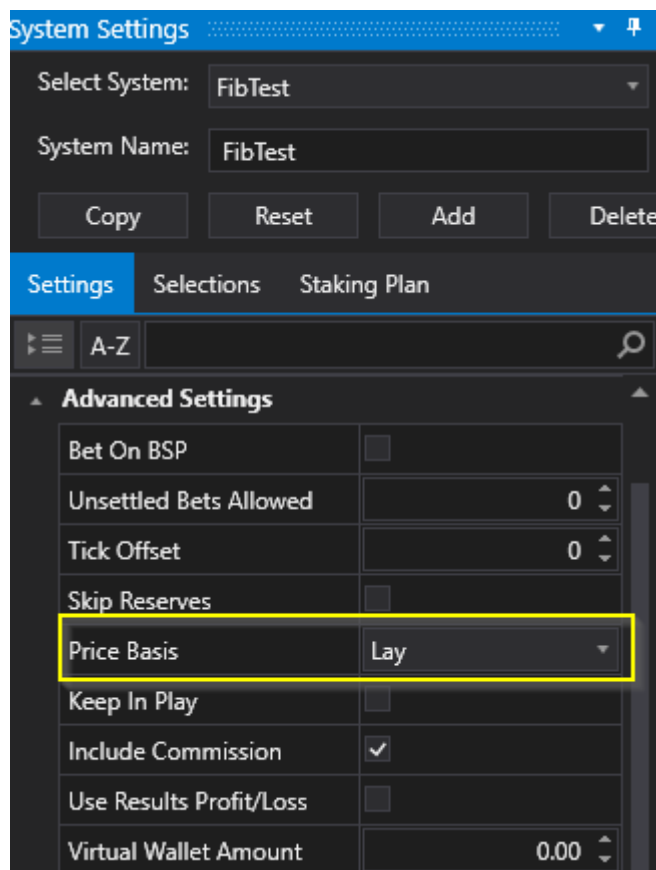


Get Prices From Back/Lay

This tells the bot where to get the prices from when checking bets and odds levels.

By default if you choose to place back bets then the prices will come from the Back prices (blue) on Betfairs price grid. If you choose lay bets then prices will come from the lay side (pink).

Bets will also be placed based on these prices.



You can change this so that the prices come from the lay side when backing or the back side when laying etc.

You can also choose Last Price Traded.

A screenshot of the 'Manual Bets' table. The table has columns for *Manual, No, Silks, Runner, 104.8%, 97.9%, and BSP. The rows list six runners with their respective odds. The odds for '2. Justins Blackie' are highlighted with yellow boxes.

*Manual	No	Silks	Runner	104.8%	97.9%	BSP
<input type="checkbox"/>	1		1. Itsallaboutmary	9.8	11	10.25
<input type="checkbox"/>	2		2. Justins Blackie	3.95	4.3	4.00
<input type="checkbox"/>	3		3. Spangenberg	14.5	15.5	15.50
<input type="checkbox"/>	4		4. Stranger Things	5.3	5.6	5.46
<input type="checkbox"/>	5		5. Noirs Erin	4.6	4.7	4.37
<input type="checkbox"/>	6		6. Jayjay Daboss	4.6	5	4.48

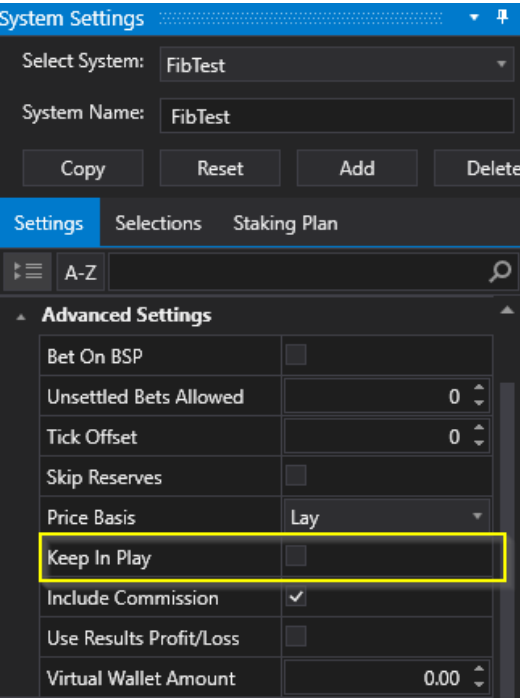
Keep Unmatched Bets In Play

When Keep In Play is ticked this will keep any unmatched bets in play.

This is similar to the standard Betfair feature on the website keep bet. It only works with In Play Horse racing markets or other In Play Events like soccer.

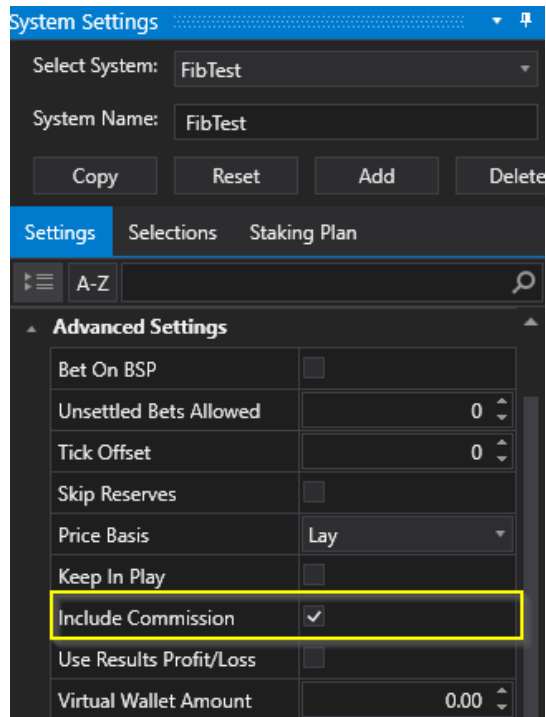
You could use it effectively with Tick Offset to put in offset bets that do not get matched, but then go in play to try and get matched. A sneaky trick which can be quite powerful!

You could also use this with Fixed Price Bet option.



Show/Include Commission

You toggle on or off whether the profit and loss are shown with commissions taken out.



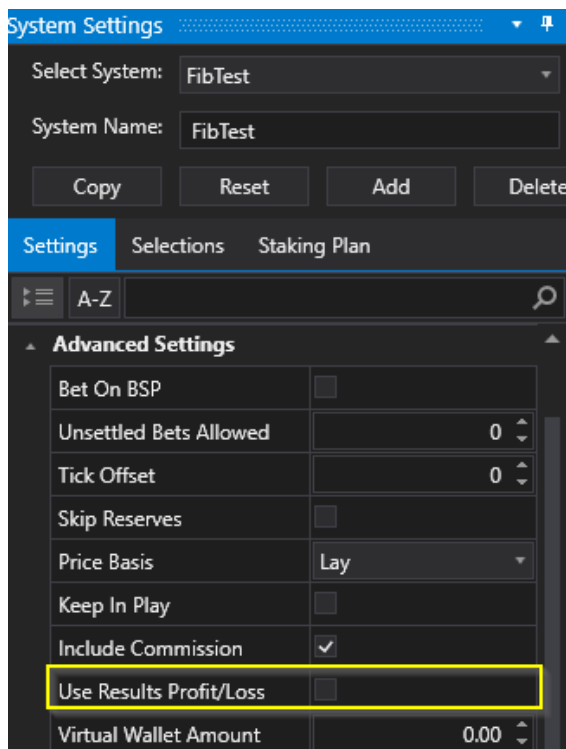
The screenshot displays the 'System Settings' window for a system named 'FibTest'. The 'Settings' tab is active, showing various configuration options. The 'Include Commission' option is highlighted with a yellow box and is currently checked.

Advanced Settings	
Bet On BSP	<input type="checkbox"/>
Unsettled Bets Allowed	0
Tick Offset	0
Skip Reserves	<input type="checkbox"/>
Price Basis	Lay
Keep In Play	<input type="checkbox"/>
Include Commission	<input checked="" type="checkbox"/>
Use Results Profit/Loss	<input type="checkbox"/>
Virtual Wallet Amount	0.00

Use Profit/Loss From Results

Provisional winners are estimated from the traded volume/price after the race has finished and offers superbly quick results. It is not always 100% accurate though so be aware.

Ideal for staking plans like Fibonacci and recovery. Only works on UK horses Win or in-play markets.



You can see below that the result was extremely quick after the race finish below. Chachnak won and we know the result well before Betfair have settled the account.

The result is estimated from the 0.00/1.01 odds that is likely the winner.

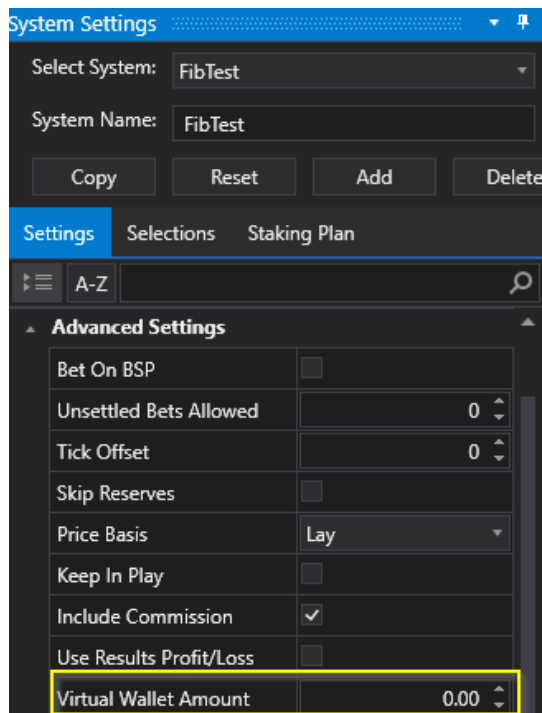
The screenshot shows the BetBotPro interface. The top bar displays 'BetBotPro Betfair - Instance: StakeTest'. The main area is divided into several sections:

- Market Tree:** A list of races with columns for Active, Start Time, Market, Market Status, Race Status, SP, Bets, Profit, and Winners. The race 'Chantilly - 1800m 3yo Grp3 WIN' is highlighted, showing a profit of 1.96 for 1 bet.
- Manual Bets:** A table showing the results of manual bets. The first two rows are highlighted: '1. Irshad' with a profit of 220 and '2. Chachnak' with a profit of 1.01.
- Results:** A detailed view of the 'Chantilly - 1800m 3yo Grp3 WIN' race, showing the runner 'Chant 10th Jun' with a profit of 3.65.
- System Settings:** A sidebar on the right showing various settings, including 'Use Results Profit/Loss' which is checked and highlighted with a yellow box.

The bottom status bar shows 'BetBotPro 1.0.0.43', 'Auto Reload: 11 Jun 2020 06:00', 'Licence Expires: 365214 days 11:21', 'LocalTime: 13:38:23', 'RunTime: 0:30:06', 'Connection Status: UK', 'Avg / Last Refresh (ms): 4259 / 4470', and 'Last Update: 13:34:125'.

Virtual Wallet

By entering a figure other than 0 in the virtual Wallet you can set a Virtual Bank.



The screenshot shows the 'System Settings' window for a system named 'FibTest'. The 'Advanced Settings' section is expanded, and the 'Virtual Wallet Amount' field is highlighted with a yellow border. The field currently shows '0.00'.

Advanced Settings	
Bet On BSP	<input type="checkbox"/>
Unsettled Bets Allowed	0
Tick Offset	0
Skip Reserves	<input type="checkbox"/>
Price Basis	Lay
Keep In Play	<input type="checkbox"/>
Include Commission	<input checked="" type="checkbox"/>
Use Results Profit/Loss	<input type="checkbox"/>
Virtual Wallet Amount	0.00

The software will use this bank in all calculations with % bank stakes etc. in live and simulation modes.

So you could have a bank of £5000 for instance but set the virtual bank to £500 as you don't want to use it all to calculate stakes. If you had a bank of £100 you could test with larger banks etc.

Just set the virtual wallet you want. Set it back to 0.00 again to revert to the real wallet.

Select System: Virtual Wallet

System Name: Virtual Wallet

Copy Reset Add Delete

Settings Selections Staking Plan

A-Z

Unsettled Bets Allowed	0
Tick Offset	0
Skip Reserves	<input type="checkbox"/>
Price Basis	Lay
Keep In Play	<input type="checkbox"/>
Include Commission	<input checked="" type="checkbox"/>
Use Results Profit/Loss	<input type="checkbox"/>
Virtual Wallet Amount	500.00
Fixed Price Betting	
Cycle simulator/live mode	

Here we set the virtual bank to £500. Used the % bank stake at 1.00% so the next bet will be based on 1% of £500 = £5.00.

As you can see a Lay bet of £5 was placed and it won £4.90 so the bank is now £504.90 including commissions taken off.

The % Bank stake is also set to only adjust upwards so the stake will not decrease as the bank decreases.

It will only increase as the Bank increases.

Turn this off to allow the Stake to increase and decrease with the bank.

Stop

Simulator

Markets

Reset All

Auto Scroll

All Markets Active

Events Selected: 22

Markets Selected: 153

Monitored: 153

Balance: 504.90

Exposure: 0.00

Virtual Wallets: 504.90

Total PL: 4.90

Max Next Stake: 5.05

Unsettled Markets: 0

Next Event: 23

LastTrap/Cloth Win: 3

NoBet Reasons

Active	StartTime	Market	Market Status	Race Status	SP	Bets	Profit	Winners
<input checked="" type="checkbox"/>	10 Jun 2020 13:45	Pontefract - 6f Mdn Stks WIN	SUSPENDED	RESULT	<input checked="" type="checkbox"/>			7 Crispin
<input checked="" type="checkbox"/>	10 Jun 2020 13:49	Swindon - A4 476m	SUSPENDED	RESULT	<input checked="" type="checkbox"/>	1 Bet.	4.90	3. Westw
<input checked="" type="checkbox"/>	10 Jun 2020 13:57	Cannington - R8 520m Gr5	OPEN		<input checked="" type="checkbox"/>			
<input checked="" type="checkbox"/>	10 Jun 2020 13:57	Central Park - D1 265m	OPEN		<input checked="" type="checkbox"/>			
<input checked="" type="checkbox"/>	10 Jun 2020 14:00	Navan - 6f Hcap WIN	OPEN	ATTHEPOST	<input checked="" type="checkbox"/>			
<input checked="" type="checkbox"/>	10 Jun 2020 14:00	Chantilly - 1800m 3yo Listed WIN	OPEN		<input checked="" type="checkbox"/>			
<input checked="" type="checkbox"/>	10 Jun 2020 14:04	Newcastle - A2 480m	OPEN		<input checked="" type="checkbox"/>			

Manual Bets

*Manual	No	Silks	Runner	102.0%	98.4%
<input type="checkbox"/>	1		1. Annual Increase	4.2	4.4
<input type="checkbox"/>	2		2. Bettyville Blitz	6.6	6.8
<input type="checkbox"/>	3		3. Westwell Claire	6.6	6.8
<input type="checkbox"/>	4		4. Saleen Steph	15	16
<input type="checkbox"/>	5		5. Dunaghy Storm	9.2	9.4
<input type="checkbox"/>	6		6. Come On Buddy	3.3	3.4

Results

☐ Display All Results

System	EventName	Runner	Side	Price Mat	Size Matched
Virtual Wallet	Swin 10th Jun	6. Come On Buddy	LAY	3.75	5.00

Current OrdersSystem PerformanceResultsCycle Sim/Live

TimeStamp	Event	System	Details
10 Jun 2020 13:45:15	Open		
10 Jun 2020 13:49:00	NOBETREASONS	Virtual Wallet	Bets Already Exist For This M
10 Jun 2020 13:49:29	Suspended		

Select System: Virtual Wallet

System Name: Virtual Wallet

CopyResetAddDelete

SettingsSelectionsStaking Plan

A-Z

Staking Plan

Staking Plan% Bank Stake

Retain Staking Progress☒

Output Bet Calcs☒

% Of Bank

% Of Bank1.00

Adjust Upward Only☒

% Of Bank

Set percentage of bank to use as stake amount.

BetBotPro 1.0.0.43

Auto ReLoad: 11 Jun 2020 06:00

Licence Expires: 365214 days 11:03

LocalTime: 13:56:37

RunTime: 0:11:38

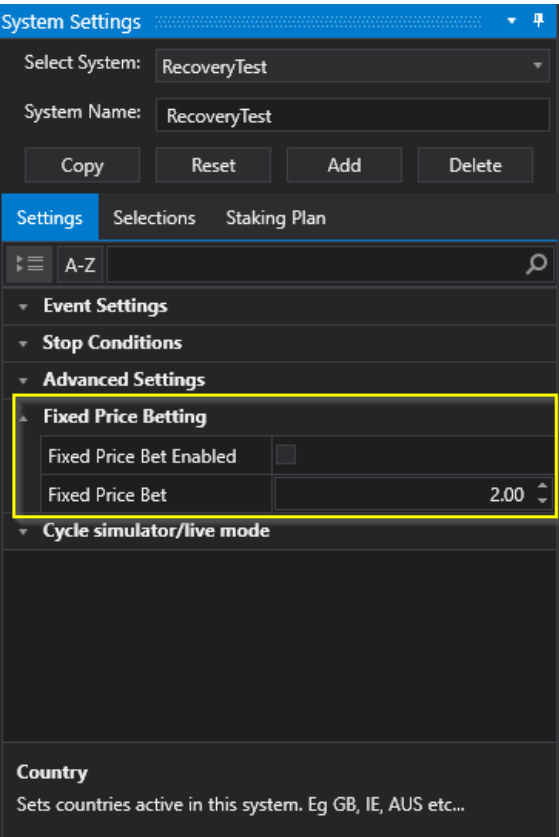
Connection Status: UK

Avg / Last Refresh (ms): 20655 / 2563

Last Update: 13:52:56.102

Fixed Price betting

Fixed price bets will allow you to enter a bet at the fixed price set, so if the selection passes the bet filters like odds range and all the others,it will put a bet on the selection at the price shown, in this example 2.



This could be useful for laying the field at a fixed price of say 1.7.

Maybe you could just a bet on a few runners with your fixed price bet.

2 Match bets below 1.99 would get you a profit.

Cycle Simulator/Live Mode

This is an advanced strategy that you can use to switch between Simulation and Live modes or vice versa, between Live and Sim modes.

It will take a while to get your head around this sometimes as it can get a bit confusing, but at the same time very powerful.

In order to bet live you should start in live mode..

You need to activate the option first.

The screenshot shows the 'System Settings' window for a system named 'RecoveryTest'. The 'Settings' tab is selected, and the 'Fixed Price Betting' section is expanded. Within this section, the 'Cycle simulator/live mode' sub-section is highlighted with a yellow border. It contains the following settings:

Cycle simulator/live mode	
Initialize	<button>Initialize</button>
Active	<input type="checkbox"/>
Cycles	1
Start With	Simulator
Reset Staking	<input checked="" type="checkbox"/>
Sim/Live Settings	

Below this section, the 'Country' setting is visible, with a description: 'Sets countries active in this system. Eg GB, IE, AUS etc...'

1 Cycle is one change from live to sim or sim to live. Sim - Live - Sim would be 2 cycles. So always using an even number 2,4,6 etc you will always end back at sim.

Set whether to start with sim mode or live mode first.

There is an option to reset the staking when changing modes also. It maybe safer.

Then in Sim/Live settings you can decide what will trigger the change from sim to live or live to sim.

So for example you might want to start lay betting in simulation mode, then after 2 losses in a row change to live mode to place a real live bet, then after 1 win return to Simulation.

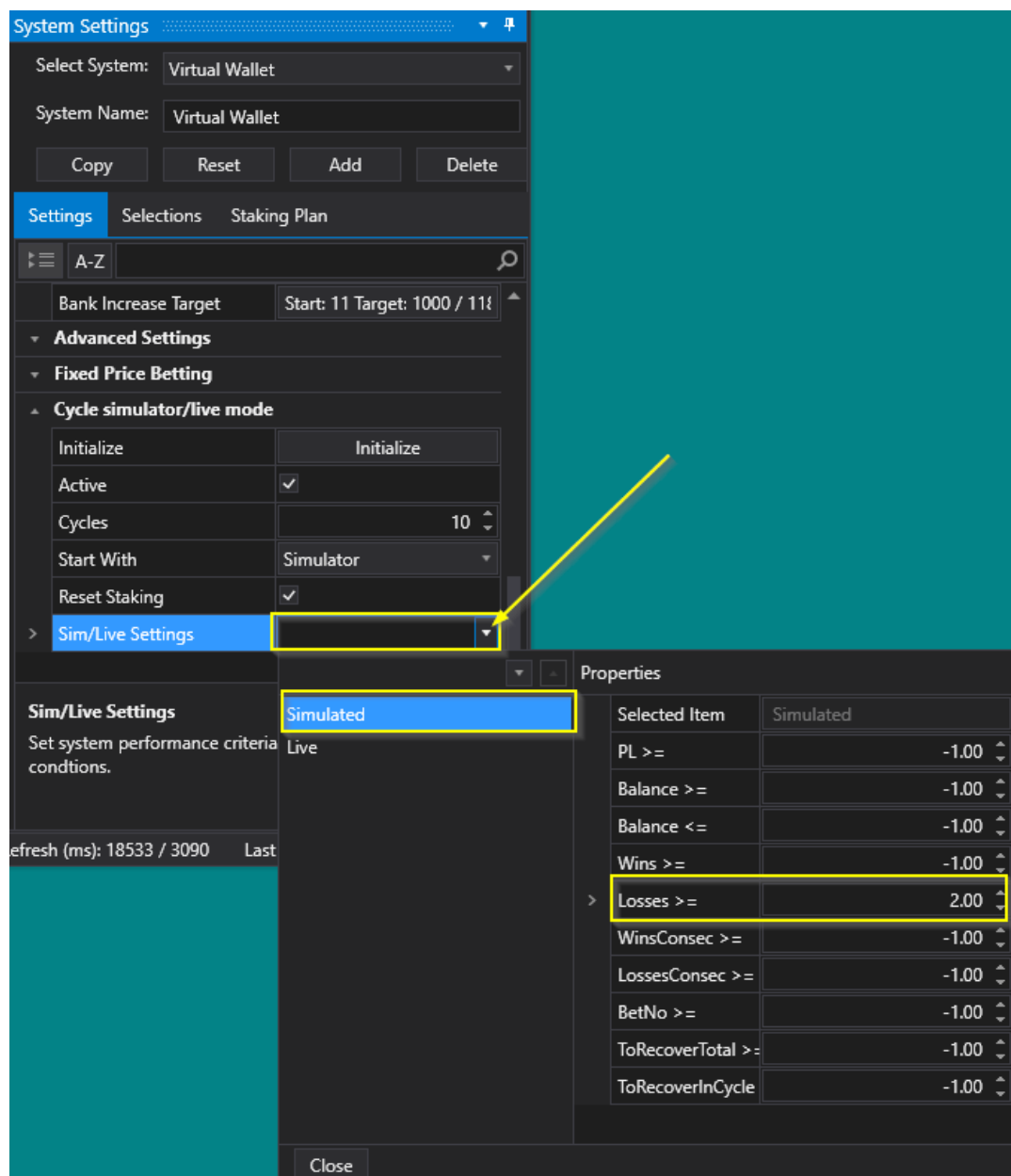
The settings would be as shown below:

Set the option to active.

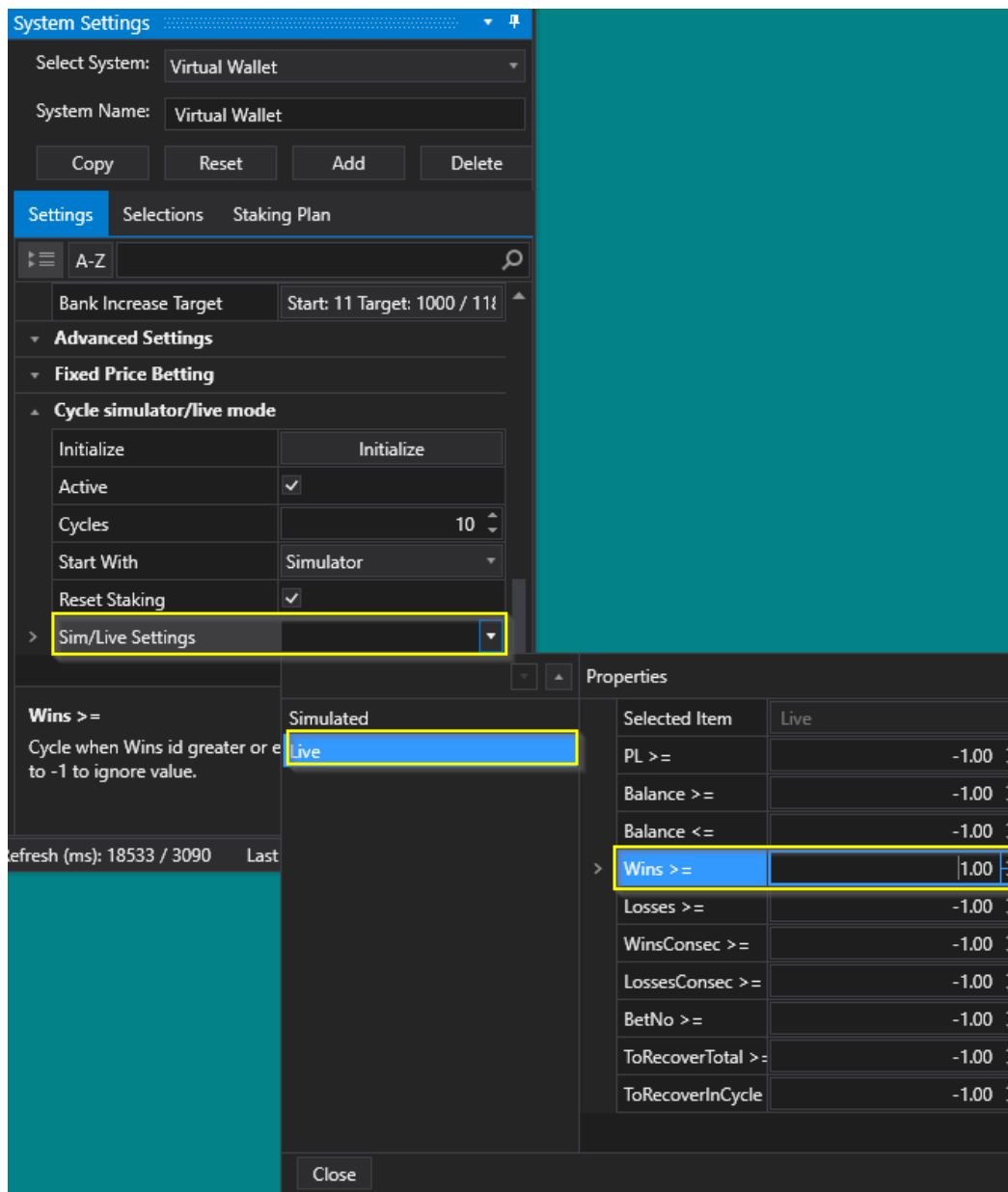
10 cycles, means it will do sim-live-sim 5 times.

Reset the stake when a trigger is true.

Then set the sim trigger to 2 losses.



Then the Live trigger settings are set to 1 Win.
 These could be lay bets on the 1st fav maybe or whatever your strategy is.



As you can see there are many options to trigger the sim/live toggle feature and is very powerful once you understand it.

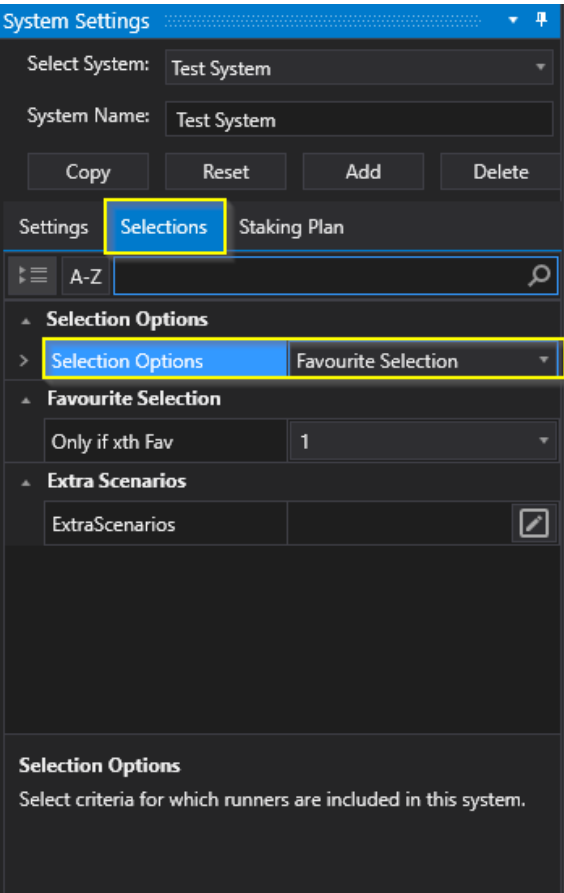
Selections

Here you can set the settings associated with automated or manual Selection Strategies.

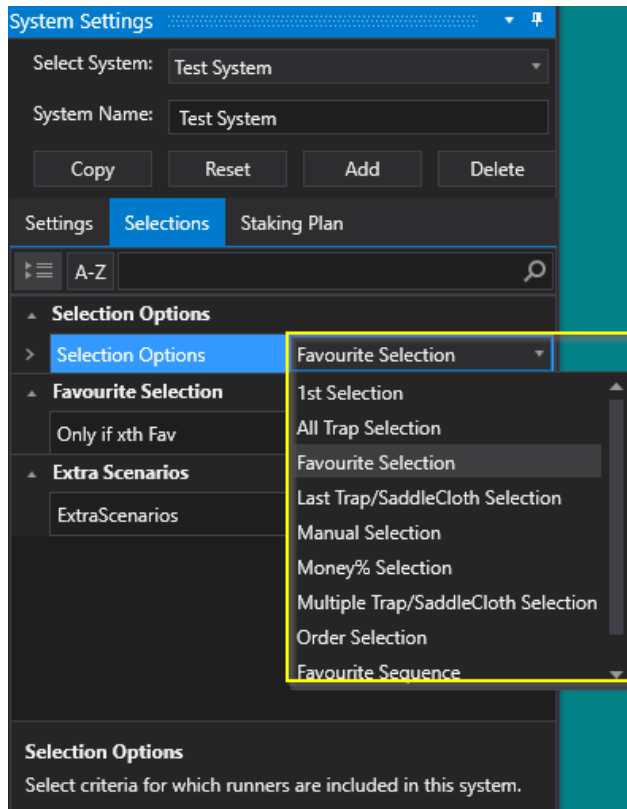
If you want to select a 1st or 2nd favourite you can do it here.

Maybe the greyhound in trap 1? Maybe Multiple traps?

You can also set to bet on multiple favourites. There are 11+ ways to pick a selection or of course just choose your own or one from a tipster.



Using the Selection Options drop down box you can use some of the other powerful selection strategies we have built.



[Favourite Selection](#)

[Multiple Favourites Selection](#)

[1st Selection](#)

[All Trap Selection](#)

[Last Trap/Saddle cloth Selection](#)

[Manual Selections or your own selections](#)

[Money % selection](#)

[Multiple Trap/Saddle Cloth selection](#)

[Order Selection](#)

[Favourite Sequence selection](#)

[Trap/Saddle Cloth sequence](#)

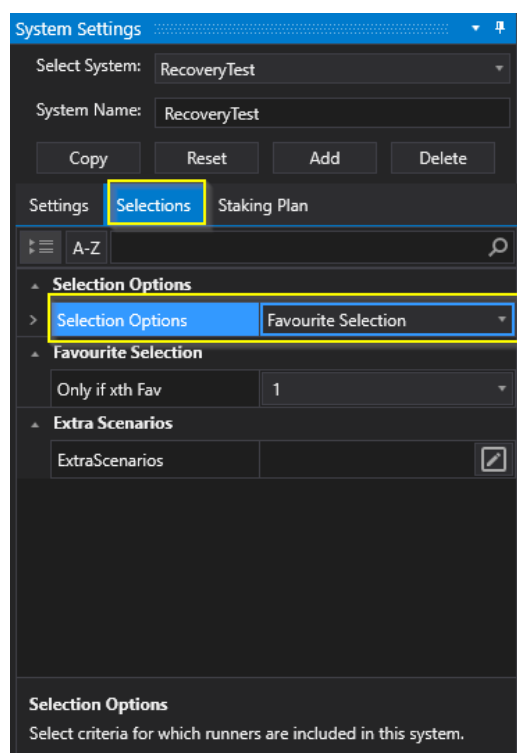
Favourite Selection

This is where you select the ordered favourite to bet on. This allows you to select runners that are in a certain odds order. ie. lowest odds = 1st Fav.

By selecting you can either bet on the 1st, 2nd, 3rd favourite and so on in a race automatically.

The other criteria/filters also have to be met of course.

The Favourite order is determined at the time of the bet so the order could change if there is a bit of time between the bet and the start of the race.



Insert Pic here example

Fav order just sorts on Back Bet price, it's the only price that's guaranteed to have a value (if at least one value exists). Not all markets have BSP and Lay prices can be far adrift of back prices

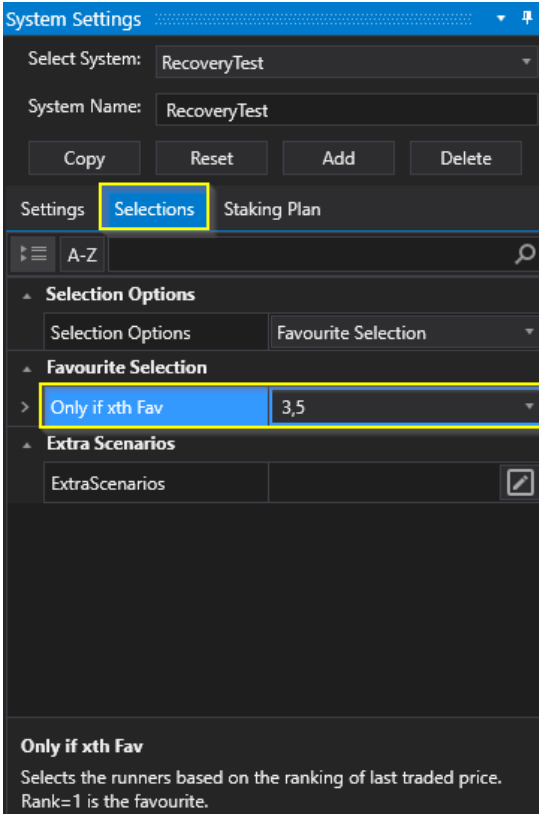
The price basis Back/Lay/LastPriceTraded in system settings just applies to min/max odds.

Multiple Favourites

The Favourite Selection option can also be used for multiple favourite selections.

Simply tick the option number to select any of the ordered favourites.
Example below shows 3rd and 5th Favourites will be selected.

This is extremely powerful stuff!



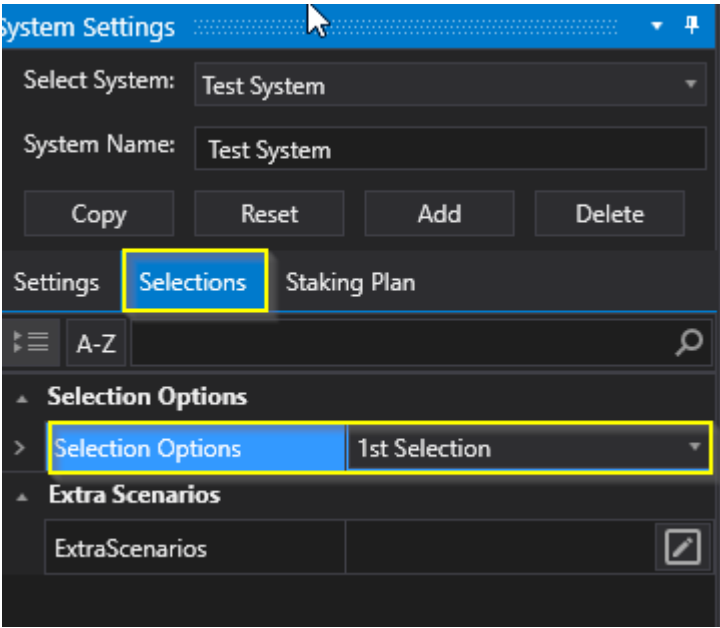
Example above on the greyhounds. Betting on 3rd and 5th Favourites.

1st Selection Strategy

This will select the 1st selection or lowest odds in the odds range, or you could say the 1st favourite in the odds range.

So if the odds were set to between 4.0 and 6.0 then if there were 2 or 3 selections in the range at 4.4, 4.8 and 5.5 only the first at 4.4 would be selected.

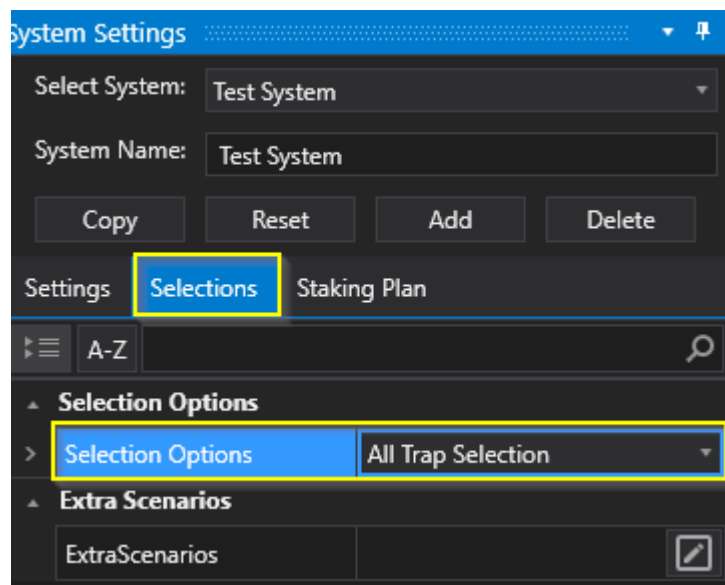
The actual favourite may be at 3.0 for instance but will be ignored.



All Trap Selection

This will simply place a bet on all traps available on the greyhound markets.

For backing or laying it will simply place a bet on all traps.



Last Trap/Saddle Cloth Selection

This will place a bet on the last winning trap number. So if in the last race trap 5 won, then the next bet will be put on trap 5.

There is also an option to wait for two winning traps in a row, so if we had two trap 5 winners in a row the bet would be placed on trap 5 again.

The screenshot shows the 'System Settings' window with the 'Selections' tab selected. The 'System Name' is 'Test System'. Below the tabs, there's a search bar and a list of selection options. The 'Last Trap/SaddleCloth Selection' option is highlighted. Under this option, the 'Only if xth Fav' checkbox is checked. The 'Wait For Two In Row' checkbox is also checked. The 'First Trap Win' dropdown is set to 'None'. The 'Extra Scenarios' section is empty.

Selection Options	Last Trap/SaddleCloth Selection
Only if xth Fav	
Exclude if xth fav	
Wait For Two In Row	<input checked="" type="checkbox"/>
First Trap Win	None
Extra Scenarios	

This is usually used when placing lay bets but could also be used for back bets.

The First Trap Win to bet on is just for starting the bets off so we can get the first winning trap of the day.

It just tells the system what the last trap is for the very first race.

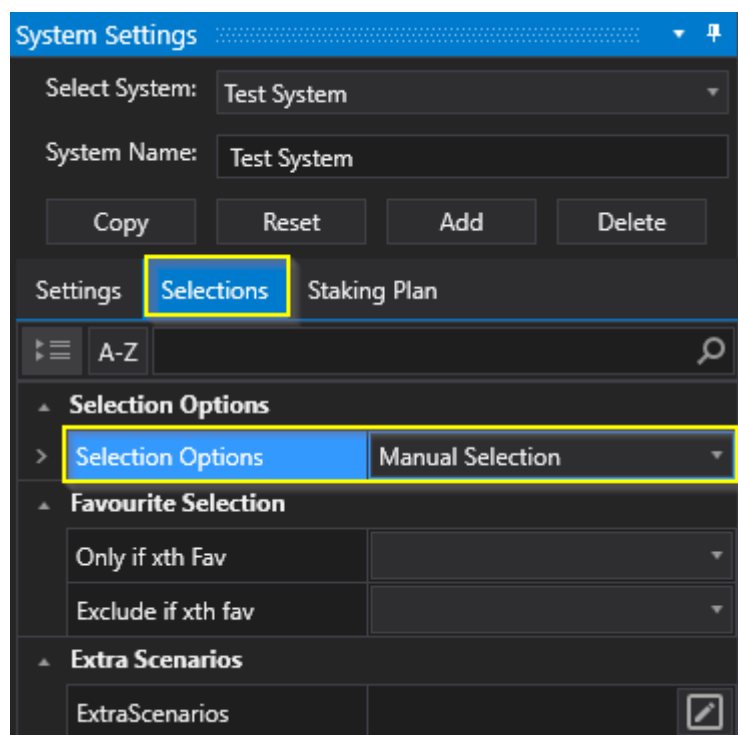
So if set to trap 3, it will place the first bet on trap 3.

The last trap used is taken from the last race bet on or the last race ticked.

Use with normal staking plans.

Manual Selection

This allows you to place your own selections that are ticked in the manual selection tab. Simply tick the selection in the race or [import your own list](#) of selections or tipster selections.



When you click an event row like the race at 18:32 Henlow, the selections panel will show you the runners for a race or teams in football etc.

In this case we have made a manual selection Rockburst Dutch and assuming other filters are met then a bet will be placed on this selection.

You could also import a list of selections from a file or tipster.

NoBet Reasons

Active	StartTime	Market	Market Status	Race Status	SP	Bets	Profit	Winne
✓	16 Jun 2020 18:07	Sheffield - A6 500m	SUSPENDED	RESULT	✓	1 Bet.	10.19	4. Geel
✓	16 Jun 2020 18:12	Henlow - A7 460m	SUSPENDED	RESULT	✓	1 Bet.	8.69	4. Long
✓	16 Jun 2020 18:14	Newcastle - A3 480m	SUSPENDED	RESULT	✓	1 Bet.	9.13	1. Barn
✓	16 Jun 2020 18:17	Hove - A5 500m	SUSPENDED	RESULT	✓			6. Buck
✓	16 Jun 2020 18:22	Crayford - A4 380m	SUSPENDED	RESULT	✓			6. Unil
✓	16 Jun 2020 18:27	Monmore - A8 480m	SUSPENDED		✓			
✓	16 Jun 2020 18:27	Sheffield - D2 280m	OPEN	GOINGINTRAPS	✓			
✓	16 Jun 2020 18:32	Henlow - A3 460m	OPEN		✓			
✓	16 Jun 2020 18:34	Newcastle - A2 480m	OPEN		✓			

Manual Bets

Bet Type: Back Bet Size: 2.00 Bet Price: 1.01 Keep Inplay: ☐ Sele

*Manual	No	Silks	Runner	107.0%	96.0%	BSP	Volume	Money %	Pott
	1	1	1. Towstar Winston	8	10	9.00	23	6.9	
✓	2	2	2. Rockburst Dutch	6	6.2	6.00	143	42.5	
	3	3	3. Dandy Lad	5.7	6.6	6.85	25	7.4	
	4	4	4. Bellmore Winx	5.4	6.6	5.20	10	2.9	
	5	5	5. Layton Jim	3.75	3.95	5.05	128	38.2	

System Settings

Select System: Test System

System Name: Test System

Copy Reset Add Delete

Settings **Selections** Staking Plan

Selection Options

Selection Options Manual Selection

Favourite Selection

Only if xth Fav

Exclude if xth fav

Extra Scenarios

ExtraScenarios

Selection Options

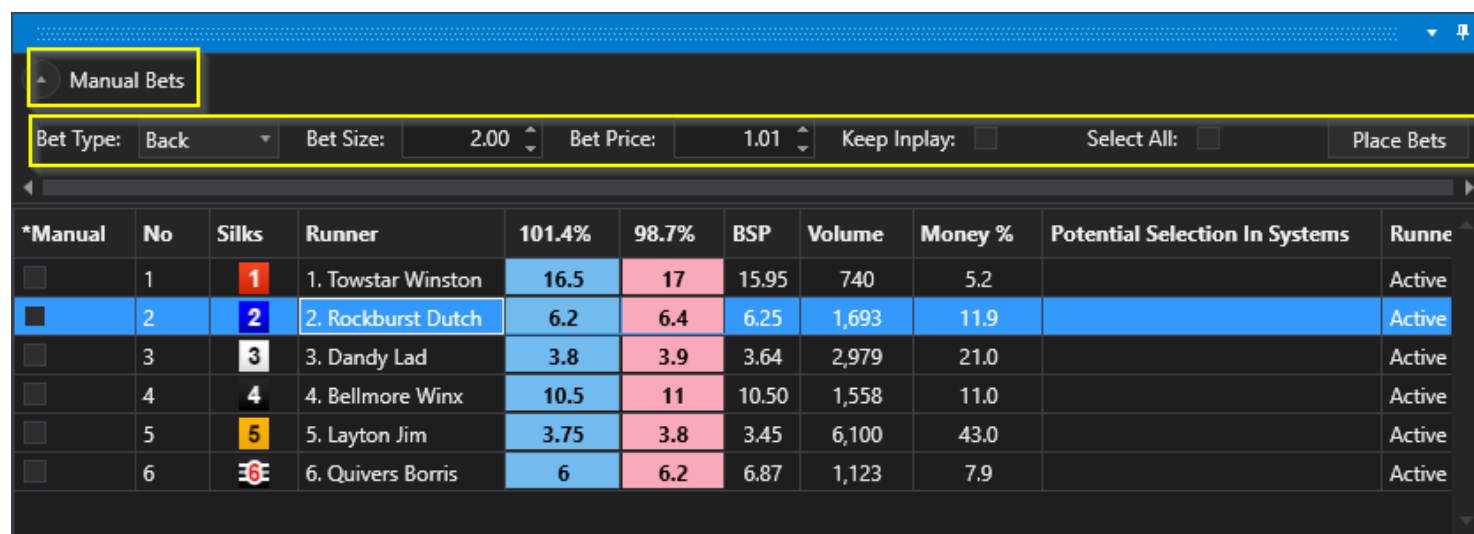
Select criteria for which runners are included in this system.

betBotPro 1.0.0.45 Auto Reload: 17 Jun 2020 06:00 Licence Expires: 365208 days 06:32 LocalTime: 18:27:57 RunTime: 6:02:35 Connection Status: UK Avg / Last Refresh (ms): 190 / 15 Last Update: 18:27:57.3

Manual Bets

It is possible to place manual bets in live or sim mode.

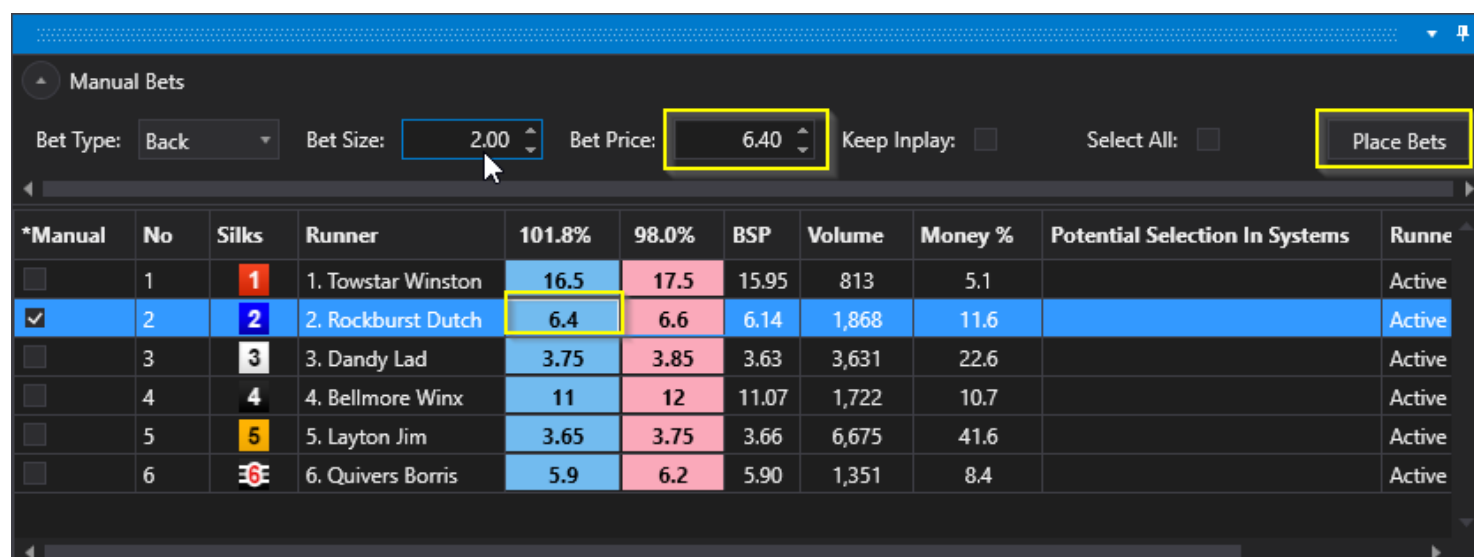
Click the Manual Bets drop down arrow, this will open the manual bet panel.



The screenshot shows the 'Manual Bets' panel. At the top, there is a 'Manual Bets' dropdown menu. Below it, there are input fields for 'Bet Type' (set to 'Back'), 'Bet Size' (2.00), 'Bet Price' (1.01), 'Keep Inplay' (checkbox), 'Select All' (checkbox), and a 'Place Bets' button. Below these fields is a table with the following columns: *Manual, No, Silks, Runner, 101.4%, 98.7%, BSP, Volume, Money %, Potential Selection In Systems, and Runne. The table contains six rows of data:

*Manual	No	Silks	Runner	101.4%	98.7%	BSP	Volume	Money %	Potential Selection In Systems	Runne
<input type="checkbox"/>	1	1	1. Towstar Winston	16.5	17	15.95	740	5.2		Active
<input checked="" type="checkbox"/>	2	2	2. Rockburst Dutch	6.2	6.4	6.25	1,693	11.9		Active
<input type="checkbox"/>	3	3	3. Dandy Lad	3.8	3.9	3.64	2,979	21.0		Active
<input type="checkbox"/>	4	4	4. Bellmore Winx	10.5	11	10.50	1,558	11.0		Active
<input type="checkbox"/>	5	5	5. Layton Jim	3.75	3.8	3.45	6,100	43.0		Active
<input type="checkbox"/>	6	6	6. Quivers Borris	6	6.2	6.87	1,123	7.9		Active

Click the Back (blue) or Lay (pink) side of the selection in question and the manual bet panel will be filled with the correct details. You can change the price stake etc. Then click Place Bets.



The screenshot shows the 'Manual Bets' panel with the 'Back' button highlighted. The 'Bet Type' is set to 'Back', 'Bet Size' is 2.00, and 'Bet Price' is 6.40. The 'Place Bets' button is also highlighted. The table below shows the same data as the previous screenshot, but with the 'Back' button highlighted for the second row (Rockburst Dutch):

*Manual	No	Silks	Runner	101.8%	98.0%	BSP	Volume	Money %	Potential Selection In Systems	Runne
<input type="checkbox"/>	1	1	1. Towstar Winston	16.5	17.5	15.95	813	5.1		Active
<input checked="" type="checkbox"/>	2	2	2. Rockburst Dutch	6.4	6.6	6.14	1,868	11.6		Active
<input type="checkbox"/>	3	3	3. Dandy Lad	3.75	3.85	3.63	3,631	22.6		Active
<input type="checkbox"/>	4	4	4. Bellmore Winx	11	12	11.07	1,722	10.7		Active
<input type="checkbox"/>	5	5	5. Layton Jim	3.65	3.75	3.66	6,675	41.6		Active
<input type="checkbox"/>	6	6	6. Quivers Borris	5.9	6.2	5.90	1,351	8.4		Active

You can submit multiple bets, back or lay on the event as long as it is open.

NoBet Reasons

Active	StartTime	Market				Market Status	Race Status	SP	Bets	Profit	Winners	
+	✓	16 Jun 2020 18:27	Sheffield - D2 280m				SUSPENDED	RESULT	✓			6. Exciting Coco
+	✓	16 Jun 2020 18:32	Henlow - A3 460m				SUSPENDED		✓	1 Bet.		
+	✓	16 Jun 2020 18:34	Newcastle - A2 480m				SUSPENDED	RESULT	✓			1. Dettori Day
+	✓	16 Jun 2020 18:37	Hove - A3 500m				SUSPENDED	RESULT	✓			2. Itoje
+	✓	16 Jun 2020 18:42	Crayford - A6 380m				SUSPENDED		✓	1 Bet.		
+	✓	16 Jun 2020 18:47	Sheffield - A8 500M				OPEN		✓			
+	✓	16 Jun 2020 18:52	Henlow - D2 277m				OPEN		✓			

Manual Bets

*Manual	No	Silks	Runner	101.8%	98.2%	BSP
	1		1. Towstar Winston	16.5	17.5	15.85
✓	2		2. Rockburst Dutch	6.4	6.8	6.08
	3		3. Dandy Lad	3.75	3.85	3.65
	4		4. Bellmore Winx	12	13.5	11.55
	5		5. Layton Jim	3.55	3.6	3.52
	6		6. Quivers Borris	5.9	6	5.88

Current Orders

☐ Display All Orders

System	EventName	Runner	Side	AveragePriceMatched	SizeMatched	SizeRemain
	Henl 16th Jun	2. Rockburst Dutch	B	6.40	2.00	0.00

Current Orders

System Performance

Results

Cycle Sim/Live

TimeStamp	Event	System	Details
16 Jun 2020 12:50:40	Open		
16 Jun 2020 18:34:39	Suspended		
16 Jun 2020 18:36:47	NOBETREASONS	Test Suite	Odd: Max/Median: Min/(Max - Min) Number Of Bet: Return: Min/

Money % Selection

This is a bit like the favourite order selection option but instead of using odds to decide the ordered favourite it uses the Money % data as shown in the Manual selections tab.

System Settings

Select System: Test System

System Name: Test System

Copy Reset Add Delete

Settings **Selections** Staking Plan

A-Z

Selection Options

Selection Options Money% Selection

Favourite Selection

> Only if xth Fav 1

Extra Scenarios

ExtraScenarios

In this case the 1st fav in Money % terms is the selection Layton Jim with 42.3%.

Money % is the amount of volume on the selection divided by the total volume.

Manual Bets									
*Manual	No	Silks	Runner	101.8%	98.2%	BSP	Volume	Money %	Potenti
<input type="checkbox"/>	1	1	1. Towstar Winston	16.5	17.5	15.85	826	4.9	
<input checked="" type="checkbox"/>	2	2	2. Rockburst Dutch	6.4	6.8	6.08	1,916	11.4	
<input type="checkbox"/>	3	3	3. Dandy Lad	3.75	3.85	3.65	3,718	22.1	
<input type="checkbox"/>	4	4	4. Bellmore Winx	12	13.5	11.55	1,859	11.0	
<input checked="" type="checkbox"/>	5	5	5. Layton Jim	3.55	3.6	3.52	7,129	42.3	
<input type="checkbox"/>	6	6	6. Quivers Borris	5.9	6	5.88	1,408	8.4	

You could get a 1st favourite in odds only second favourite in Money%, ie there is more money on the second fav than the 1st fav.

Manual Bets								
*Manual	No	Silks	Runner	101.7%	98.2%	BSP	Volume	Money %
<input type="checkbox"/>	1	1	1. Dettori Day	3.5	3.6	3.45	4,204	33.4
<input type="checkbox"/>	2	2	2. Sizing Diamond	5.9	6.2	5.94	1,285	10.2
<input type="checkbox"/>	3	3	3. Supa Hot	4.5	4.6	4.80	2,145	17.0
<input type="checkbox"/>	4	4	4. Lemon Noah	17.5	18	17.00	388	3.1
<input type="checkbox"/>	5	5	5. Colliery Billy	3.95	4.1	3.92	4,299	34.1
<input type="checkbox"/>	6	6	6. Drumcrow Connie	34	38	34.00	283	2.2

Multiple Trap/Saddle Cloth Selection

Here you can select the trap you want to place the bet on.

The screenshot shows the 'System Settings' window with the 'Selections' tab active. The 'System' is set to 'Test System'. Below the system name are buttons for 'Copy', 'Reset', 'Add', and 'Delete'. The 'Selections' tab is highlighted with a yellow box. Under 'Selection Options', the dropdown is set to 'Multiple Trap/SaddleCloth Selection'. Under 'Favourite Selection', there are fields for 'Only if xth Fav' and 'Exclude if xth fav'. Under 'Multiple Trap/SaddleCloth Selection', the dropdown 'Select Trap/SaddleCloths(s)' is set to '3,4,5' and is highlighted with a yellow box. Under 'Extra Scenarios', there is a field for 'ExtraScenarios' with an edit icon.

System Settings	
Select System:	Test System
System Name:	Test System
<button>Copy</button> <button>Reset</button> <button>Add</button> <button>Delete</button>	
Settings	Selections Staking Plan
A-Z	
Selection Options	
Selection Options	Multiple Trap/SaddleCloth Selection
Favourite Selection	
Only if xth Fav	
Exclude if xth fav	
Multiple Trap/SaddleCloth Selection	
Select Trap/SaddleCloths(s)	3,4,5
Extra Scenarios	
ExtraScenarios	<input type="text"/>

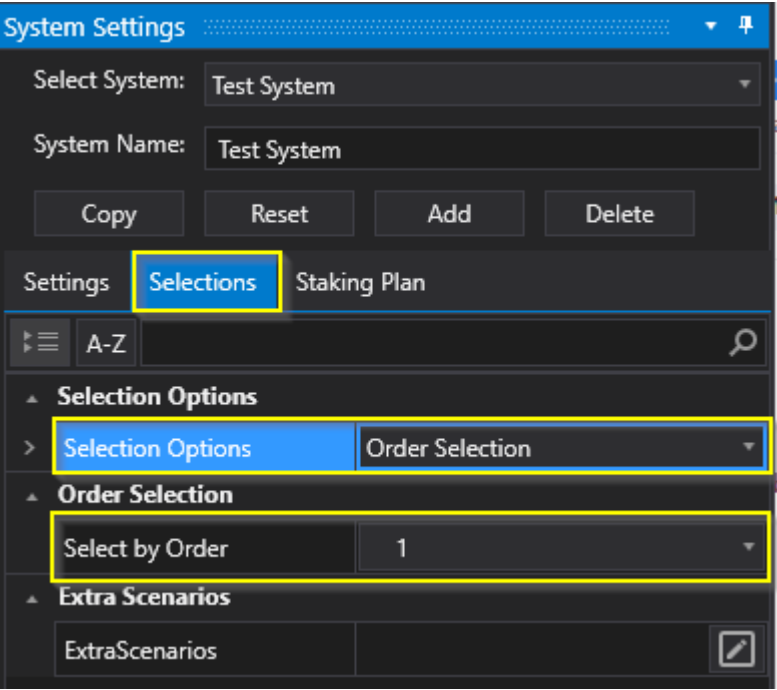
Example:

On each race, trap 3,4,5 will be selected and a bet placed.

You can select any trap or multiple traps at the same time. Use with normal staking plans. Great for [dutching](#).

Order Selection

This will select the runner as per the order selection in the list of selections



Here you can see the ordered selection number 2 in the list has been selected.

Active	StartTime	Market	Market Status	Race Status	SP	Bets	Profit	Winners
✓	16 Jun 2020 18:37	Hove - A3 500m	SUSPENDED	RESULT				2. Itoje
✓	16 Jun 2020 18:42	Crayford - A6 380m	SUSPENDED	RESULT		1 Bet.	11.32	6. Droopys Eureka
✓	16 Jun 2020 18:47	Sheffield - A8 500M	SUSPENDED	RESULT				5. Gussy Goose
✓	16 Jun 2020 18:52	Henlow - D2 277m	OPEN					
✓	16 Jun 2020 18:54	Newcastle - A3 480m	OPEN					
✓	16 Jun 2020 19:02	Crayford - A8 380m	OPEN					
✓	16 Jun 2020 19:07	Sheffield - A5 500m	OPEN					

Manual Bets

*Manual	No	Silks	Runner	103.7%	97.9%	BSP	Volume	Money
	1	1	1. Beanos Puma	7	7.8	8.00	41	3.6
	2	2	2. Savana Chelsea	3.95	4.2	4.65	302	26.1
	3	3	3. Jibber Whelehan	5.3	5.6	5.40	149	13.1
	4	4	4. Energize Bundy	22	25	25.00	36	3.3
	5	5	5. Savana Medusa	3.3	3.35	3.41	566	50.1
	6	6	6. Mont Bleu	9.6	10.5	9.21	28	2.5

Current Orders

System	EventName	Runner	Side	AveragePriceMatched

Current Orders | System Performance | Results | Cycle Sim/Live

TimeStamp	Event	System	Details
16 Jun 2020 12:54:48	Open		
16 Jun 2020 18:50:00	NOBETREASONS	Test Syster	Outside Bet Time Window

System Settings

Select System: Test System

System Name: Test System

Copy Reset Add Delete

Settings Selections Staking Plan

A-Z

Selection Options

Order Selection

Select by Order 2

Extra Scenarios

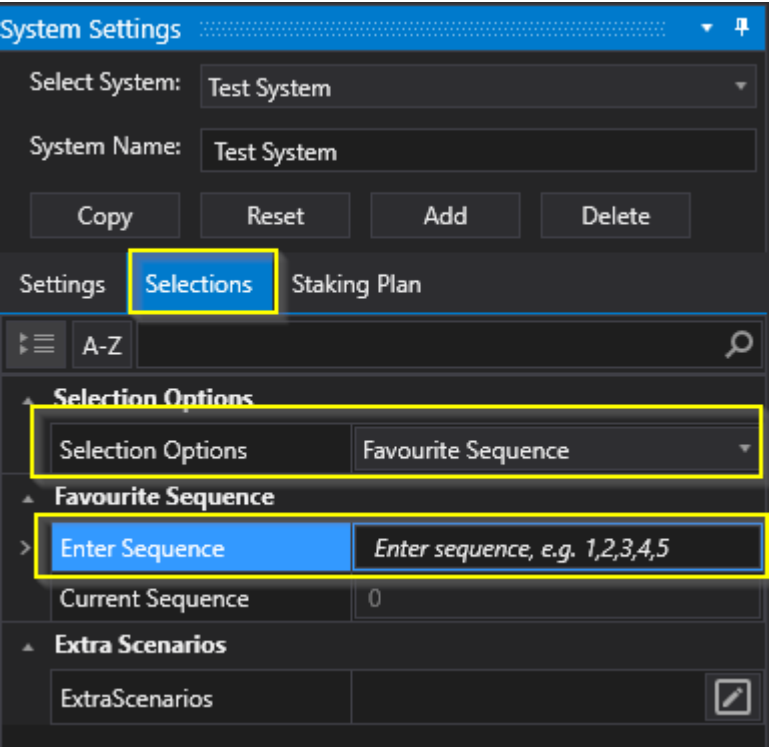
Select by Order

Selects the runners based on the order of each runner. The order is the same as displayed on the exchange website. Order=1 does not always indicate the favourite.

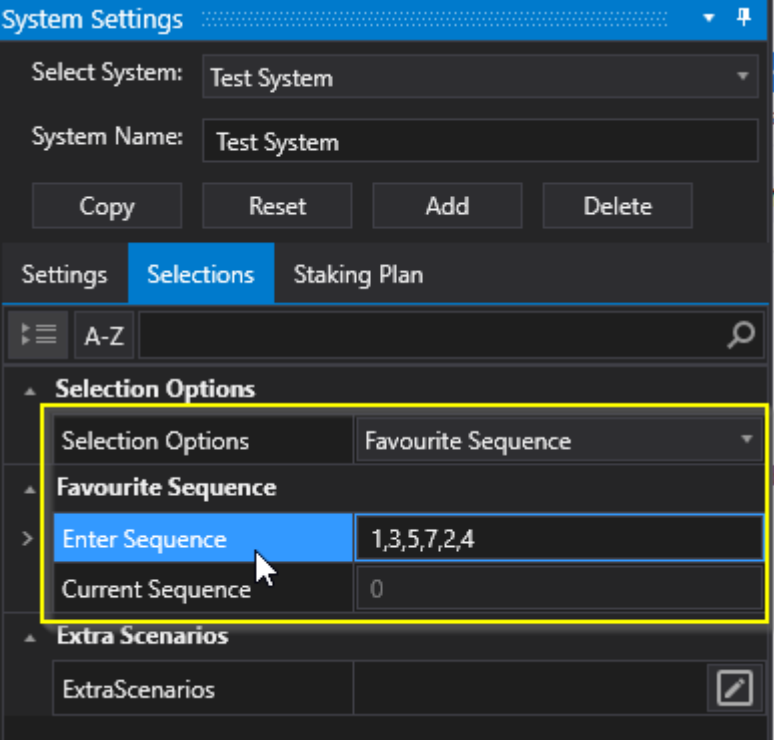
You could use this to select the draw in soccer match odds markets by setting order to 3 as the Draw is always in position 3.

Favourite Sequence

This is a very powerful strategy selection option. Similar to [trap sequence selection](#) you can enter any sequence and it will cycle through the sequence of favourites on each race.



In the example below it will cycle through the 1st, 3rd, 5th, 7th, 2nd and 4th favourites, then repeat.



So first race 1st fav, second race 3rd favourite etc.

Trap/Saddle Cloth Sequence Selection

This allows you to set an ordered repeating trap (dogs) or stall(horses) sequence.

So you can bet on say trap 3, 6, 4 then repeat again 3, 6, 4.

You can use this with the usual available staking plans, Very cool!

The screenshot shows the 'System Settings' window with the 'Selections' tab selected. The 'Trap/Saddle Cloth Sequence' section is highlighted with a yellow box. It contains the following fields:

- Selection Options:** A dropdown menu set to 'Trap/SaddleCloth Sequence'.
- Favourite Selection:** Two dropdown menus for 'Only if xth Fav' and 'Exclude if xth fav'.
- Trap/SaddleCloth Sequence:** A section with two input fields:
 - Enter Sequence:** A text input field with the placeholder text 'Enter sequence, e.g. 1,2,3,4,5'.
 - Current Sequence:** A text input field with the value '0'.
- Extra Scenarios:** A text input field for 'ExtraScenarios' with an edit icon.

The example shows a trap sequence of 5,1,3,4 which will repeat, as you can see quite powerful.

This screenshot is similar to the previous one, but the 'Enter Sequence' field in the 'Trap/Saddle Cloth Sequence' section now contains the value '5,1,3,4'. The 'Current Sequence' field still shows '0'. The 'Selection Options' dropdown remains set to 'Trap/SaddleCloth Sequence'.

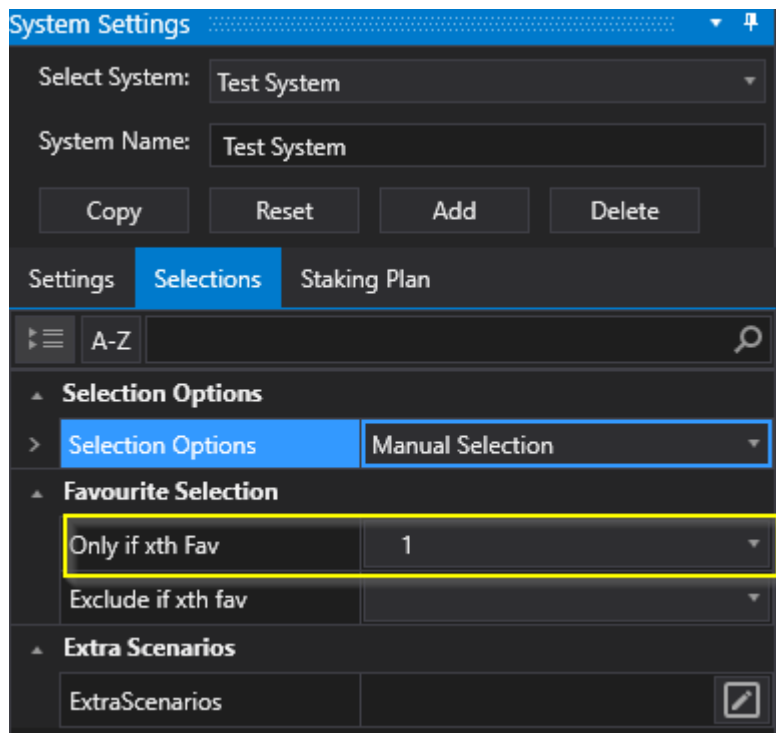
Only If xth Favourite

Normally this is used to choose your favourite or other selection option.
But it can also be used to add additional filtering.

Maybe a manual ticked selection can only if it is an xth ordered favourite.

So you would only bet on the selection if it was the 1st favourite for instance.

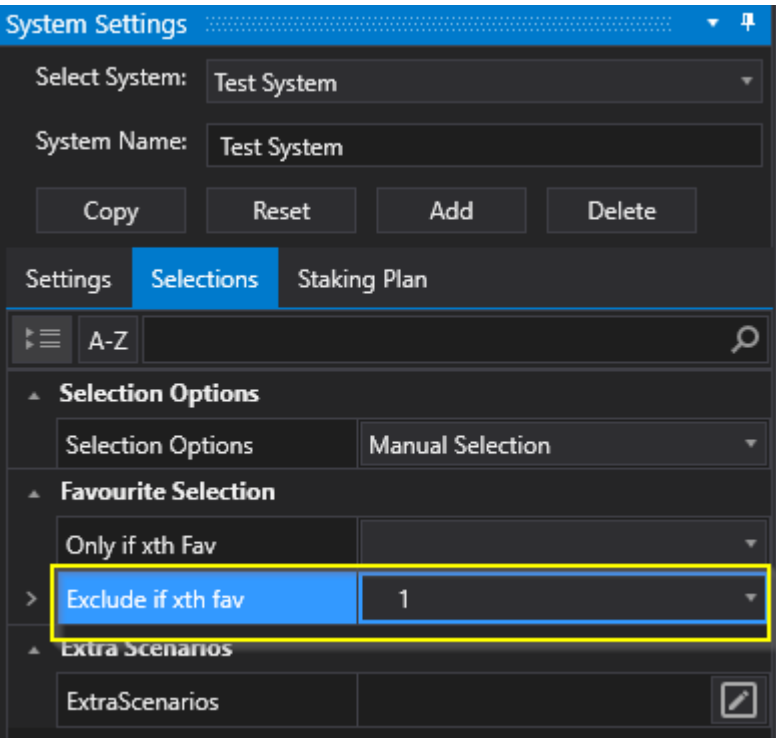
This also works with other selection options like trap/saddlecloth selections on the greyhounds and horses.



Exclude xth Favourite

A manual or other automated selection can be excluded if it is an xth ordered favourite.

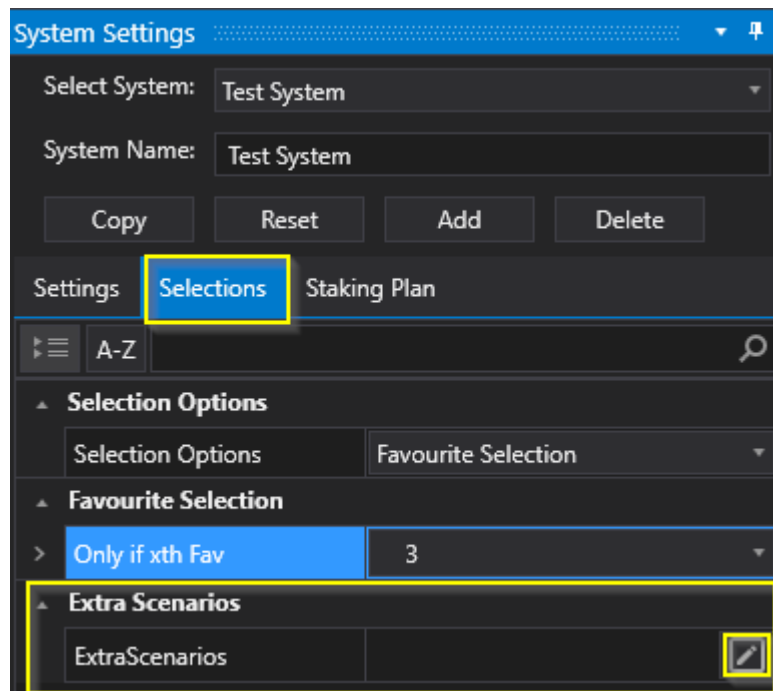
So you would not bet on the selection if it was the 1st favourite for instance.



Extra Scenarios

Use this to add additional checks on other runners or selections odds plus other options.

If you click this box a new window pops up.



There is some test data that can be used for testing the filter.

Extra Scenarios Filter

×
Or
+

Runner Count - how many runners filter should find. Red/Green indicates filter condtions met.

Minimum Records in Filter:
2
Maximum Records in Filter:
2

Extra Scenarios Test Data

	Rank	BackPrice	LayPrice	LastPriceTraded	BSP	TotalMatched	SelectionId	
	1	2.5	2.6	2.6	2.5	13088	0	
	2	7.4	7.6	7.6	7.4	1753	0	
	3	7.6	7.8	7.8	7.6	1060	0	
	4	9.4	9.6	9.6	9.4	3204	0	
	5	9.8	12.5	10	9.8	467	0	
	6	12.5	13	12.5	12.5	372	0	
	7	14.5	15.5	15.5	14.5	705	0	
	8	17	18	16.5	17	600	0	
	9	22	40	29	22	67	0	
	10	25	34	34	25	50	0	

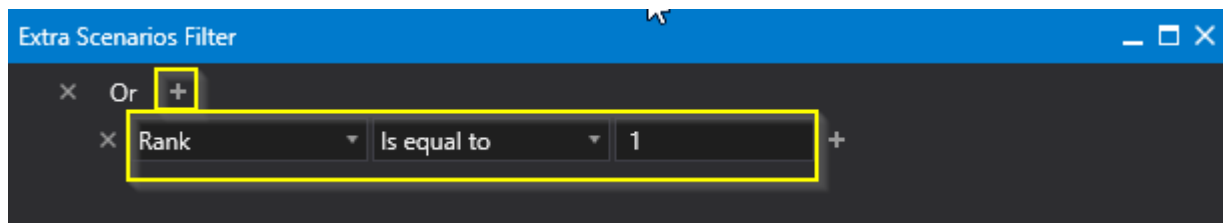
+ Click here to add new item

Reset All
Save Changes
Cancel Changes

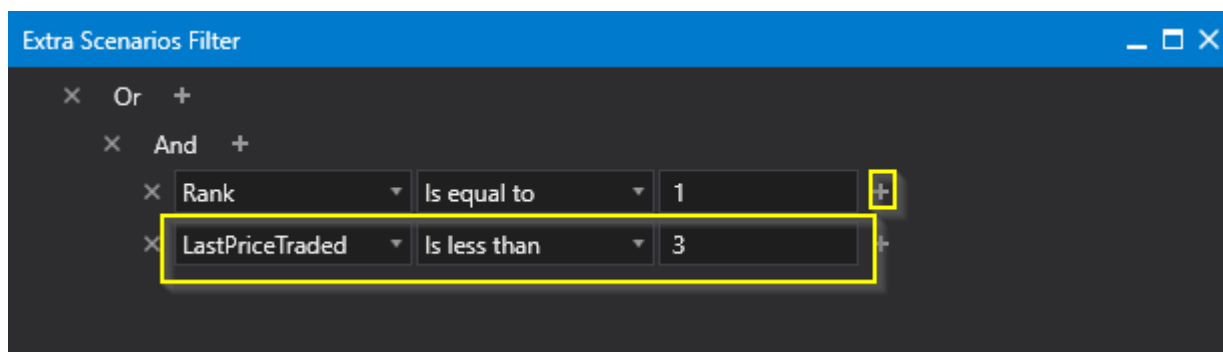
Here you can add multiple scenarios that use logical statements.

E.g. You may have selected 3rdt fav in the favourite box, but you also want to know 1st fav is less than 3 and second fav is less than 5.

Click the + next to the OR Statement and select Rank - Is equal to - 1 (1st fav)



Then click the + at the end of the Rank row to add a condition



To add another pair of conditions then click the + again by the OR statment. Add the conditions for the second Ranked favourite

The test data can be edited to your typical scenario and you can specify that you need one of these or 2 of these conditions met before a bet can be placed. In this case the 1st and 2nd favs both meet the criteria in the test data so the conditions shows Green.

Extra Scenarios Filter

×

Or

+

×

And

+

×

Rank

Is equal to

1

+

×

LastPriceTraded

Is less than

3

+

×

And

+

×

Rank

Is equal to

2

+

×

LastPriceTraded

Is less than

8

+

Runner Count - how many runners filter should find. Red/Green indicates filter condtions met.

Minimum Records in Filter:

2

Maximum Records in Filter:

2

Extra Scenarios Test Data

	Rank	BackPrice	LayPrice	LastPriceTraded	BSP	TotalMatched	SelectionId	
	1	2.5	2.6	2.6	2.5	13088	0	
	2	4	4.2	4	4.2	1753	0	

+

Click here to add new item

You can add these to the favourite selections or other strategy or you own individual selections. Remember to click Save Changes to apply to activate them.

To delete a row, just click the X on the left hand side of the row.

Extra Scenarios 2

Use this to add additional powerful checks on other runners or selections parameters plus other option

If you click this box a new window pops up.

System Settings

Select System: System3

System Name:

CopyResetAddDelete

SettingsSelectionsStaking Plan

A-Z

Selection Options

Selection OptionsFavourite Selection

Favourite Selection

Only if xth Fav1

Extra Scenarios

ExtraScenarios

Extra Scenarios2

ExtraScenarios2

ExtraScenarios2

Add additional conditions which may affect other runners.

There is some test data that can be used for testing the filter.
Variables that can be checked are in red highlight below.

Extra Scenarios2 Filter																					
Index	Formu	Selection	MarketName	MarketType	EventName	StartTime	RunnerName	Rank	ClothNumb	StallDraw	SortPriority	BackPrice	BackSize	LayPrice	LaySize	LastPriceTraded	BSP	Money	TotalMatched	PercentageMoney	SelectionId
> 0	True	<input checked="" type="checkbox"/>	1m 2f Hcap	WIN	Newm 30th Oct	15:30	Waters Edge	1	1	1	1	2.98	11.73	3	2.2	2.98	2.7	85000	178112	47.72	7079266
1	False	<input type="checkbox"/>	1m 2f Hcap	WIN	Newm 30th Oct	15:30	Kryptos	2	2	2	2	3.15	46.59	3.2	3.39	3.2	3.3	70000	178112	39.3	11578149
2	True	<input checked="" type="checkbox"/>	1m 2f Hcap	WIN	Newm 30th Oct	15:30	Awake My Soul	3	3	3	3	5.6	18.4	5.7	1.25	5.6	5	18222	178112	10.23	6458910
3	True	<input checked="" type="checkbox"/>	1m 2f Hcap	WIN	Newm 30th Oct	15:30	Dolphin Vista	4	4	4	4	5.4	11.03	5.6	11.07	5.4	5.6	4890	178112	2.75	10082797
4	True	<input checked="" type="checkbox"/>	1m 2f Hcap	WIN	Newm 30th Oct	15:30	Croeso Cymraeg	5	5	5	5										19810280

Click here to add new item

Runners(this).StallDraw <> 2

Exclude runners in trap 2

Test FormulaSave FormulaDelete FormulaClear Formula

Disable and ExitAdd to Syst

Saved and Example Formulae:

Here you can add multiple scenarios that use formulas similar to excel.

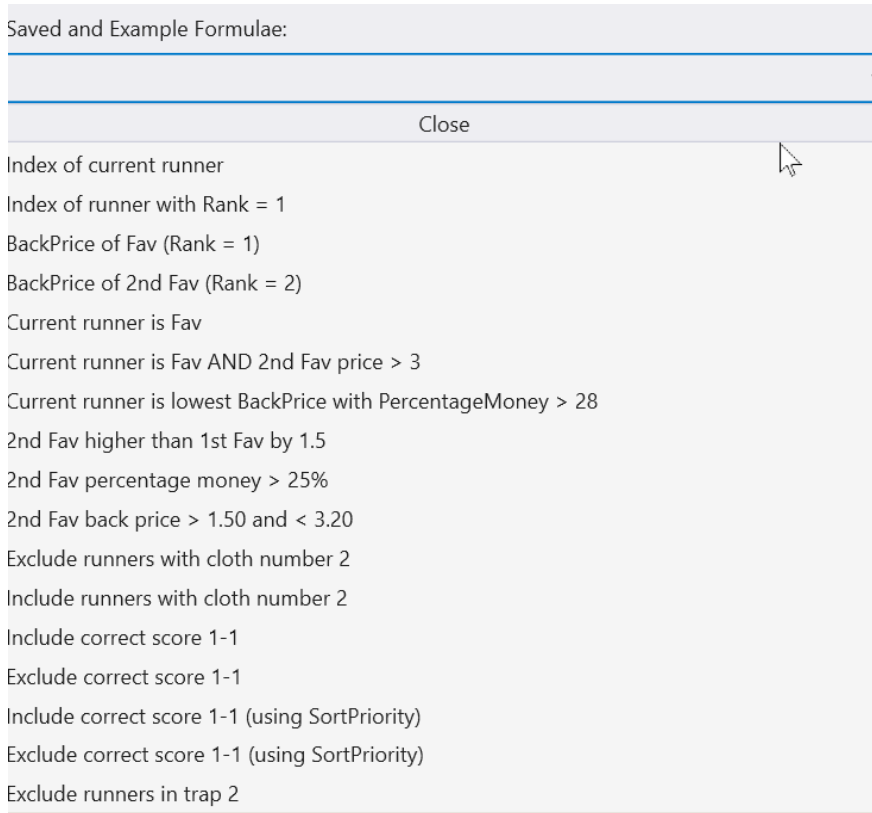
E.g. You may have selected 3rd fav in the favourite box, but you also don't want to bet if it's in trap 2.

Runners(this).StallDraw <> 2

You can add these to the favourite selections or other strategy or you own individual selections. Remember to click Add to System to apply to activate them.

To delete the formula click delete or highlight the forumula and delete key on PC.

There are a few pre-built formulas to show you how it works which you can also edit and save to your scenerio name.



Further examples:

You could be selecting the 1st fav to lay in the correct score market but not if its 1-1 or only if it is 1-1.

Include (only if true)/exclude if soccer correct score is 1-1.

`Runners(this).RunnerName = "1 - 1" or Runners(this).RunnerName <> "1 - 1"`

`Runners(this).SortPriority = 6 or Runners(this).SortPriority <> 6`

BackPrice of Fav (Rank = 1)

`Runners(MatchIndex("Rank", 1)).BackPrice`

So you could say back price of fav > 3.00

`Runners(MatchIndex("Rank", 1)).BackPrice > 3.0`

BackPrice of 2nd Fav (Rank = 2)

`Runners(MatchIndex("Rank", 2)).BackPrice`

You might bet on trap 2 but only if Current runner is 1st Fav or not 1st fav

`Runners(this).Rank = 1`

`Runners(this).Rank <> 1`

2nd Fav higher than 1st Fav by 1.5

`Runners(MatchIndex("Rank", 2)).BackPrice - Runners(MatchIndex("Rank", 1)).BackPrice >= 1.5`

Check atleast one runner is greater than BSP of 23

`Runners(FilterIndex("BSP", ">", 1, "BSP", "desc", 0)).BSP > 23`

It's split into 3 components

`FilterIndex("BSP", ">", 1, "BSP", "desc", 0)`

return the Index of runner with BSP greater than 1, sorted by BSP descending and take the first index
highest BSP > 1)

`Runners(FilterIndex("BSP", ">", 1, "BSP", "desc", 0)).BSP`

returns BSP of runner with index returned by FilterIndex

`Runners(FilterIndex("BSP", ">", 1, "BSP", "desc", 0)).BSP > 23`

is BSP greater than 23

This ES2 will be true for runners with lowest BSP

`Runners(this).BSP = Runners(FilterIndex("BSP", ">", 0, "BSP", "Asc", 0)).BSP`

`Runners(this).BSP` - current runner BSP

= - equals `Runners(FilterIndex("BSP", ">", 0, "BSP", "Asc", 0)).BSP` - return first index (0) of runners
ordered by BSP Ascending,
then get BSP of that runner index to return lowest BSP (fav)

Check that backprice for Fav < 2.9 AND any runner greater than BSP of 23

`AND(Runners(MatchIndex("Rank", 1)).BackPrice < 2.9, Runners(FilterIndex("BSP", ">", 1, "BSP", "desc", 0)).BSP > 23)`

Include (only if true)/exclude if Venue is Monmore.

`Runners(this).Venue = "Monmore" or Runners(this).Venue <> "Monmore"`

or only bet if venue is one of these

`OR(Runners(this).Venue = "Aintree", Runners(this).Venue = "Ayr", Runners(this).Venue = "Bath")`

ES2 has most of the Excel functions available so main text search will be

FIND - Finds one text value within another (case-sensitive)

SEARCH - Finds one text value within another (not case-sensitive)

Example: Only bet if MarketName does not contain Mdn

`FIND("Mdn",Runners(this).MarketName,1) = -1 // Returns true if MarketName does not contain Mdn (case-sensitive)`

Example: Only bet if MarketName does contain Mdn

`FIND("Mdn",Runners(this).MarketName,1) > -1 // Returns true if MarketName does contain Mdn (case-sensitive)`

`SEARCH("mdn",Runners(this).MarketName) = -1 // Returns true if MarketName does not contain mdn (not case-sensitive)`

`SEARCH("mdn",Runners(this).MarketName) > -1 // Returns true if MarketName does contain mdn (not case-sensitive)`

You can also simplify FIND and remove the last parameter 1, this sets where in the string to start search
start at on the first character.

`FIND("Mdn",Runners(this).MarketName) = -1 // Returns true if MarketName does not contain Mdn (case-sensitive)`

`FIND("Mdn",Runners(this).MarketName) > -1 // Returns true if MarketName does contain Mdn (case-sensitive)`

Only bet if Soccer Match eventname is Terengganu v Kedah

SEARCH("Terengganu v Kedah",Runners(this).Eventname) > -1

Check Away or Draw team price is not greater than 1.5

AND(Runners(MatchIndex("SortPriority",2)).BackPrice < 1.5, Runners(MatchIndex("SortPriority",3)).BackPrice < 1.5)

Current runner is lowest BackPrice with PercentageMoney > 28

FilterIndex("PercentageMoney", ">", 28, "BackPrice", "asc", 0) = this

PercentageMoney of 2nd + 3rd + 4th Fav > 1st Fav

Runners(MatchIndex("Rank", 2)).PercentageMoney + Runners(MatchIndex("Rank", 3)).PercentageMoney + Runners(MatchIndex("Rank", 4)).PercentageMoney > Runners(MatchIndex("Rank", 1)).PercentageMoney

Runner in stall 1 is fav % Money

Runners(FilterIndex("PercentageMoney", ">", 0, "PercentageMoney", "desc", 0)).StallDraw = 1

Runner in stall 2 is 2nd fav % Money

Runners(FilterIndex("PercentageMoney", ">", 0, "PercentageMoney", "desc", 1)).StallDraw = 2

Also

And(Runners(FilterIndex("PercentageMoney", ">", 0, "PercentageMoney", "desc", 0)).StallDraw = 1, Runners(this).StallDraw = 2)

cond1: Runners(FilterIndex("PercentageMoney", ">", 0, "PercentageMoney", "desc", 0)).StallDraw = 1

Top ranked runner by PercentageMoney is StallDraw 1

cond2: Runners(this).StallDraw = 2

Runner to bet on is StallDraw 2

cond3: AND(cond1, cond2)

This checks fav % is in stall 1 and venue =

And(Runners(FilterIndex("PercentageMoney", ">", 0, "PercentageMoney", "desc", 0)).StallDraw = 1, Runners(this).StallDraw = 2) = "Romford")

If you want to select the runner with the highest back price (ie the least probability) this would work i

Runners(this).BackPrice = Runners(FilterIndex("BackPrice", ">", 1.01, "BackPrice", "desc", 0)).BackPrice

FilterIndex("BackPrice", ">", 1.01, "BackPrice", "desc", 0) - return index of runner with BackPrice > 1.01 descending by BackPrice at index 0 (ie return index of runner with highest back price)

Runners(FilterIndex("BackPrice", ">", 1.01, "BackPrice", "desc", 0)).BackPrice - return the back price of the runner with index returned above

Runners(this).BackPrice = Runners(FilterIndex("BackPrice", ">", 1.01, "BackPrice", "desc", 0)).BackPrice
back price is same as back price above.

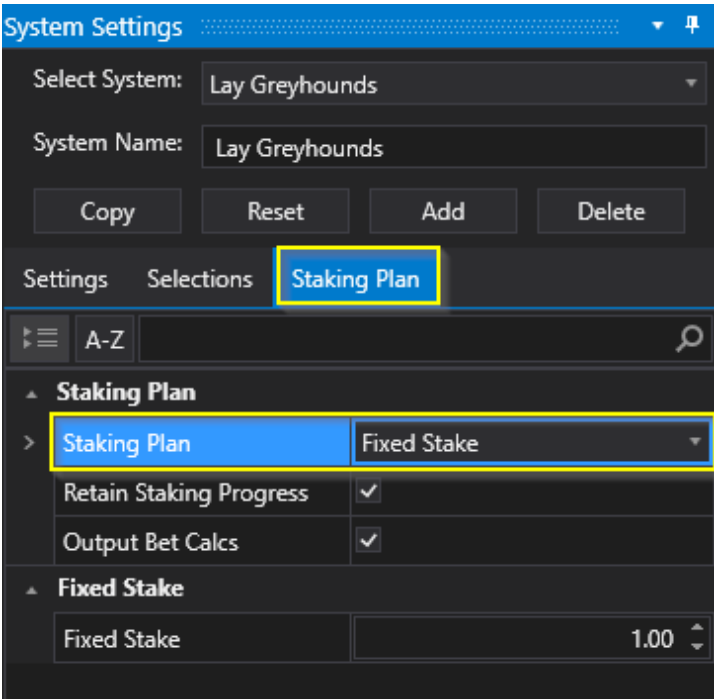
Stake Plans

The Staking plans have there own tab and you can select the staking plan suitable for your strategy via the drop down box.

If you are placing back bets then the staking plans available will be different to the ones available if placing lay bets.

Some staking plans will not show if you have Lay selected and some will not show if you have Back selected.

When ever you change staking plans the staking and p/l can be reset to 0.



Fixed Stake - Back and Lay

Can be used with back or lay bets.

The bets are always placed with a fixed amount depending on the set figure in the box.

Either type in the stake you want or use the arrows to adjust up and down.

E.g. If the fixed stake is set to 2.00 then each bet placed will be £2.00.

You can set this between 0.01 and 1000+ or as big as your wallet will allow....

Select System: Test System

System Name: Test System

Copy Reset Add Delete

Settings Selections **Staking Plan**

A-Z

Staking Plan

> Staking Plan Fixed Stake

Retain Staking Progress ☒

Output Bet Calcs ☒

Fixed Stake

Fixed Stake 2.00

Staking Plan

Select the staking plan for this system.

Recovery Stake - Back and Lay

The recovery stake can be used with back or lay bets.

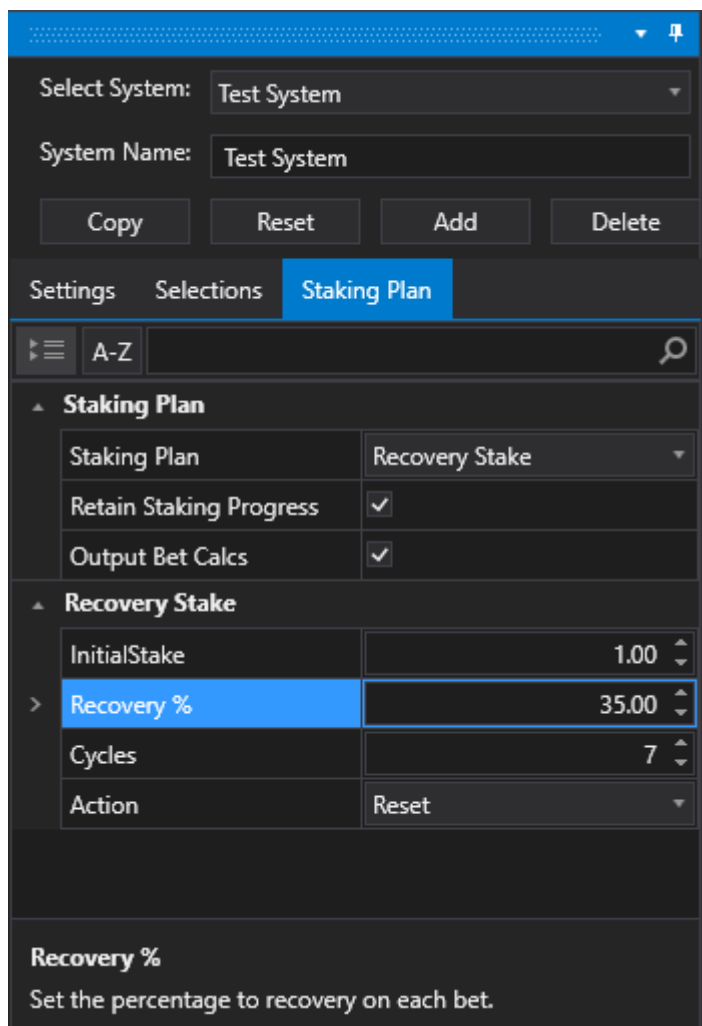
Set the initial base stake and the % Percentage to recover.

If you get a loss then the following bets are placed with the addition of the loss multiplied by the % amount.

The number of bets would be approx 3 bets to recover the loss with 35% recovery.

It will keep going until the loss is recovered or the cycles have been reached.

A cycle is an attempt at recovery. In this case after 7 cycles it would reset the staking.



The screenshot shows a software interface for configuring a staking plan. At the top, there are fields for 'Select System' (set to 'Test System') and 'System Name' (set to 'Test System'), followed by 'Copy', 'Reset', 'Add', and 'Delete' buttons. Below these are tabs for 'Settings', 'Selections', and 'Staking Plan', with 'Staking Plan' being the active tab. The interface is divided into two main sections: 'Staking Plan' and 'Recovery Stake'. The 'Staking Plan' section includes a dropdown for 'Staking Plan' (set to 'Recovery Stake'), a checkbox for 'Retain Staking Progress' (checked), and a checkbox for 'Output Bet Calcs' (checked). The 'Recovery Stake' section includes input fields for 'InitialStake' (1.00), 'Recovery %' (35.00, highlighted in blue), 'Cycles' (7), and an 'Action' dropdown (set to 'Reset'). At the bottom, there is a section titled 'Recovery %' with the text 'Set the percentage to recovery on each bet.'

Staking Plan	
Staking Plan	Recovery Stake
Retain Staking Progress	<input checked="" type="checkbox"/>
Output Bet Calcs	<input checked="" type="checkbox"/>

Recovery Stake	
InitialStake	1.00
Recovery %	35.00
Cycles	7
Action	Reset

Recovery %
Set the percentage to recovery on each bet.

Here the loss was recovered with two bets with a 51% of the loss added to each bet. Two winning bets completed the recovery cycle for 100% or greater so the stake went back to the original £1.

NoBet Reasons

Active	StartTime	Market				Market Status	Race Status	SP	Bets	Profit	Winners
<input checked="" type="checkbox"/>	11 Jun 2020 18:24	Sheffield - A6 500m				SUSPENDED	RESULT	<input checked="" type="checkbox"/>	1 Bet.	-1.60	3. Kennys Visior
<input checked="" type="checkbox"/>	11 Jun 2020 18:27	Monmore - A1 480m				SUSPENDED	RESULT	<input checked="" type="checkbox"/>	1 Bet.	1.79	3. Hong Kong F
<input checked="" type="checkbox"/>	11 Jun 2020 18:30	Yarmouth - 5f Hcap WIN				SUSPENDED	RESULT	<input checked="" type="checkbox"/>	1 Bet.	1.76	3 Lezardrieux
<input checked="" type="checkbox"/>	11 Jun 2020 18:30	Craon - 2400m 4yo Hcap WIN				SUSPENDED		<input checked="" type="checkbox"/>			
<input checked="" type="checkbox"/>	11 Jun 2020 18:36	Newcastle - A1 480m				SUSPENDED	FINISHED	<input checked="" type="checkbox"/>	1 Bet.		
<input checked="" type="checkbox"/>	11 Jun 2020 18:37	Crayford - A7 380m				SUSPENDED	OFF	<input checked="" type="checkbox"/>			
<input checked="" type="checkbox"/>	11 Jun 2020 18:39	Nottingham - A2 500m				OPEN		<input checked="" type="checkbox"/>			

Manual Bets

*Manual	No	Silks	Runner	0.4%	99.0%	BSP
<input type="checkbox"/>	2		Sur Mer	1000	0	3.24
<input type="checkbox"/>	3		Lezardrieux	0	1.01	6.40
<input type="checkbox"/>	4		Craigburn	1000	0	4.17
<input type="checkbox"/>	7		Comeatchoo	1000	0	5.63
<input type="checkbox"/>	1		Silver Start	1000	0	7.78

☐ Display All Results

System	EventName	Runner	Side	Price Matched	Size Matched
Test System	Yarm 11th Jun	Sur Mer	LAY	3.45	1.80

Select System: Test System

System Name: Test System

Copy Reset Add Delete

Settings Selections Staking Plan

A-Z

Staking Plan

Recovery Stake

Retain Staking Progress ☒

Output Bet Calcs ☒

Recovery Stake

InitialStake 1.00

Recovery % 51.00

Cycles 7

Action Reset

Current Orders System Performance Results Cycle Sim/Live

Active	StartTime	Market				Market Status	Race Status	SP	Bets	Profit	Winners
<input checked="" type="checkbox"/>	11 Jun 2020 18:24	Sheffield - A6 500m				SUSPENDED	RESULT	<input checked="" type="checkbox"/>	1 Bet.	-1.60	3. Kennys Visior
<input checked="" type="checkbox"/>	11 Jun 2020 18:27	Monmore - A1 480m				SUSPENDED	RESULT	<input checked="" type="checkbox"/>	1 Bet.	1.79	3. Hong Kong F
<input checked="" type="checkbox"/>	11 Jun 2020 18:30	Yarmouth - 5f Hcap WIN				SUSPENDED	RESULT	<input checked="" type="checkbox"/>	1 Bet.	1.76	3 Lezardrieux
<input checked="" type="checkbox"/>	11 Jun 2020 18:30	Craon - 2400m 4yo Hcap WIN				SUSPENDED	RESULT	<input checked="" type="checkbox"/>			7. Home Sweet
<input checked="" type="checkbox"/>	11 Jun 2020 18:36	Newcastle - A1 480m				SUSPENDED	RESULT	<input checked="" type="checkbox"/>	1 Bet.	0.98	Lissatouk Ma
<input checked="" type="checkbox"/>	11 Jun 2020 18:37	Crayford - A7 380m				SUSPENDED	RESULT	<input checked="" type="checkbox"/>			1. Coolanga Ro
<input checked="" type="checkbox"/>	11 Jun 2020 18:39	Nottingham - A2 500m				SUSPENDED		<input checked="" type="checkbox"/>			

Recovery Stake 2 – Back and Lay

Can be used with back and lay bets.

The initial starting stake will be the same as that set in the initial stake option.

Select System: Test System

System Name: Test System

Copy Reset Add Delete

Settings Selections **Staking Plan**

Staking Plan

Staking Plan	Recovery Stake2
Retain Staking Progress	<input type="checkbox"/>
Output Bet Calcs	<input checked="" type="checkbox"/>

Recovery Stake2

InitialStake	1.00
Recovery %	80.00
Cycles	2
Action	Reset
Bets per Cycle	1

You can set the number of bets to recover at the loss % amount on each bet using **Bets per Cycle**.

This could be 100% for 1 bet, 50% for 2 bets, 80% on 1 bet, whatever your strategy requires. The number of recovery cycles determines how many times you try to recover the loss if another loss occurs before the recovery has finished. ie. additional attempts at recovery.

Backing with recovery stake can only recover over 1 race instead of a number of races. The stake/recovery depends on the odds of the next selection.

The **Action** option allows you to set two options for what happens when the number of recovery cycles is equaled. ie number of additional recovery attempts.

- 1.Stop
- 2.Reset

Once the recovery stake has been triggered by a loss, the recovery will finish if the number of recovery bets has been completed with winning bets. The stake is then reset to the initial stake again and waits for another loss.

If we have another loss within the recovery procedure, the next cycle is started until we win all recovery bets or reach the max number of cycles.

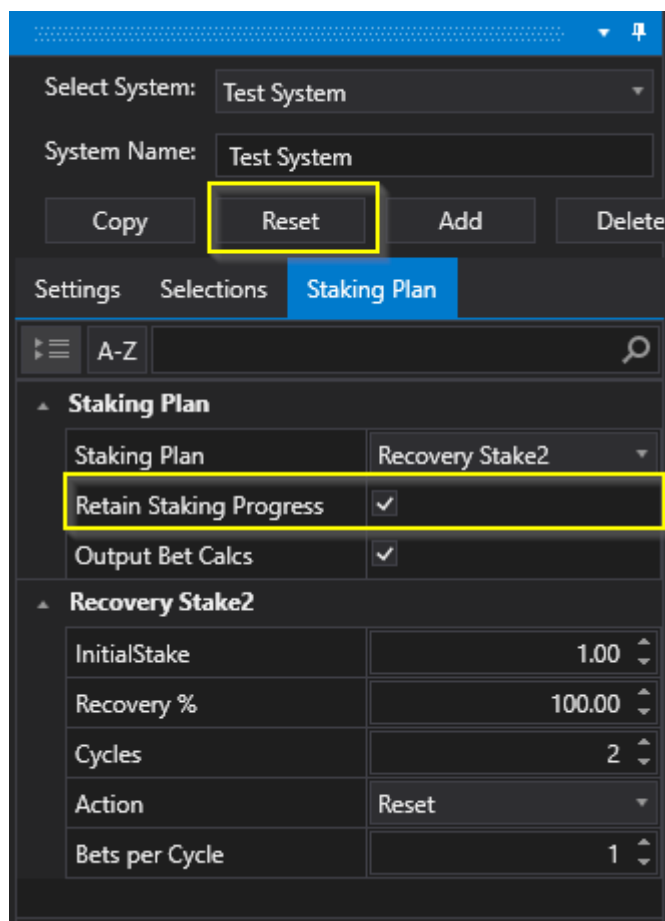
If Stop is selected the Bot will stop when the number of cycles are met.

If Reset is selected the Bot will return to the initial stake and reset the recovery ready for another loss.

The Bot will continue betting and can start a complete recovery process again.

If you should end the day with a loss in recovery mode you can tick the Retain Staking Progress option which will remember the stake paramaters so recovery can continue after reloading more events, a restart of the software, a [schedule reload](#) or a [Reset All](#).

To Reset the staking for a system simply click Reset.



Of course if the max loss/profit amount or other filters are exceeded at any time the system will stop.

In the example below you can see a loss occurred on the 12:12 Richmond of -2.20. The next stake then for the following two bets will be:

$100\% \times 2.20 + 1.00$ (stake for current bet) = 3.20 and also a slight adjustment for commissions.

When the one 100% bet has been completed successfully the stake will return to 1.00 as the 1 bet was a winning bet.

SettingsToolsHelpWizardsLog Off

Stop

Simulator

Markets

Reset All

Auto Scroll

All Markets Active

Events Selected: 15

Markets Selected: 146

Monitored: 146

Balance: 14.24

Exposure: 0.00

Virtual Wallets: 0.00

Total PL: 14.24

Max Next Stake: 1.00

Unsettled Markets: 0

Next Event: 119

LastTrap/Cloth Win: 3

NoBet Reasons

Active	StartTime	Market	Market Status	Race Status	SP	Bets	Profit	Winners
<input checked="" type="checkbox"/>	12 Jun 2020 12:04	Swindon - A9 476m	SUSPENDED	RESULT	<input checked="" type="checkbox"/>			6. Quarter I
<input checked="" type="checkbox"/>	12 Jun 2020 12:07	Rockhampton - R7 510m S/E	SUSPENDED	RESULT	<input checked="" type="checkbox"/>	1 Bet.	0.94	2. Over Tim
<input checked="" type="checkbox"/>	12 Jun 2020 12:10	Dubbo - R9 318m N/G	SUSPENDED	RESULT	<input checked="" type="checkbox"/>			2. Flaming
<input checked="" type="checkbox"/>	12 Jun 2020 12:12	Hove - A5 500m	SUSPENDED	RESULT	<input checked="" type="checkbox"/>	1 Bet.	-2.20	3. Crossfiel
<input checked="" type="checkbox"/>	12 Jun 2020 12:13	Geelong - R8 460m Gr4/5	SUSPENDED	RESULT	<input checked="" type="checkbox"/>			7. Avalanch
<input checked="" type="checkbox"/>	12 Jun 2020 12:16	Richmond - R7 330m Gr5	SUSPENDED	RESULT	<input checked="" type="checkbox"/>	1 Bet.	3.14	6. Platinum
<input checked="" type="checkbox"/>	12 Jun 2020 12:19	Kinsley - A2 462m	SUSPENDED	RESULT	<input checked="" type="checkbox"/>	1 Bet.	0.98	6. Hazelgrc
<input checked="" type="checkbox"/>	12 Jun 2020 12:25	Dubbo - R10 400m Gr5	SUSPENDED	RESULT	<input checked="" type="checkbox"/>	1 Bet.	0.94	9. Swift Ror
<input checked="" type="checkbox"/>	12 Jun 2020 12:26	Mandurah - R2 490m Nvce	SUSPENDED	RESULT	<input checked="" type="checkbox"/>			4. Blitz Lorr

Manual Bets

*Manual	No	Silks	Runner	100.5%	96.2%
<input type="checkbox"/>	2		2. Mako Mermai	5.2	5.3
<input type="checkbox"/>	3		3. Sabata Raptor	11	12
<input type="checkbox"/>	4		4. Boom Up	17.5	19.5
<input type="checkbox"/>	5		5. Due West	2.44	2.46

Results

☐ Display All Results

System	EventName	Runner	Side	Price Matched	Size Mi
Test System	Rich (AUS) 12th Jun	2. Mako Mermaid	LAY	6.00	3.34

Current OrdersSystem PerformanceResultsCycle Sim/Live

Select System: Test System

System Name: Test System

CopyResetAddDelete

SettingsSelectionsStaking Plan

Staking Plan

Recovery Stake2

Retain Staking Progress

Output Bet Calcs

Recovery Stake2

InitialStake1.00

Recovery %100.00

Cycles2

ActionReset

Bets per Cycle1

182

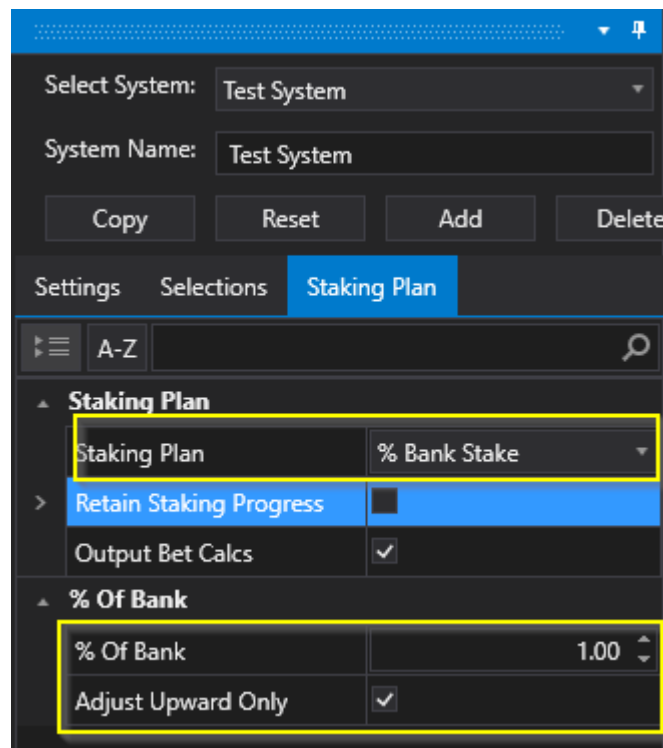
% Bank Stake - Back and Lay

The 'Max Next stake' (top area) is calculated by the percentage of the 'Account Funds' or Balance of your Betfair Wallet.

E.g. If % bank is set to 1% and the funds available are £500 then the stake will be calculated as follows:-

$$\text{Stake} = 1\% \times \text{Account Funds} = 1\% \times £500 = £5$$

The % stake setting can be between 0.01 and 100 and is available for backing or laying.



You can also choose to only adjust the stake upwards as the bank increases. If the bank reduces the stake will not be reduced. Here we are using the Virtual Wallet to specify the stake use the £500 Virtual Wallet amount to calculate stakes.

Stop

Simulator

Markets

Reset All

Auto Scroll

All Markets Active

Events Selected: 14

Markets Selected: 105

Monitored: 105

Balance: 9.65

Exposure: 0.00

Virtual Wallets: 509.65

Total PL: 9.65

Max Next Stake: 5.10

Unsettled Markets: 0

Next Event: 175

LastTrap/Cloth Win: 5

NoBet Reasons

Active	StartTime	Market	Market Status	Race Status	SP	Bets	Profit	Winners
<input checked="" type="checkbox"/>	12 Jun 2020 13:22	Richmond - R10 400m Gr5	SUSPENDED	RESULT	4	1 Bet.	4.70	4. Sierra Park
<input checked="" type="checkbox"/>	12 Jun 2020 13:27	Harlow - A6 415m	SUSPENDED	RESULT	5	1 Bet.	4.95	5. Chapters N
<input checked="" type="checkbox"/>	12 Jun 2020 13:34	Mandurah - R6 405m FFA	OPEN					
<input checked="" type="checkbox"/>	12 Jun 2020 13:34	Swindon - A5 476m	OPEN	PARADING				
<input checked="" type="checkbox"/>	12 Jun 2020 13:37	Geelong - R12 400m Rest	OPEN					
<input checked="" type="checkbox"/>	12 Jun 2020 13:42	Hove - A10 500m	OPEN					
<input checked="" type="checkbox"/>	12 Jun 2020 13:49	Kinsley - A5 462m	OPEN					
<input checked="" type="checkbox"/>	12 Jun 2020 13:52	Mandurah - R7 405m Gr4/5	OPEN					
<input checked="" type="checkbox"/>	12 Jun 2020 13:54	Newcastle - A4 480m	OPEN					

Manual Bets

*Manual	No	Silks	Runner	102.2%	98.6
<input checked="" type="checkbox"/>	1		1. Urana Fernando	9.2	9.

Results

System	EventName	Runner	Side	Price Matched	Size Matc
Test System	Rich (AUS) 12th Jun	6. Miss Hyep Up	LAY	3.75	5.00

Staking Plan

% Bank Stake

Retain Staking Progress

☒

Output Bet Calcs
























☒

% Of Bank

1.00

Adjust Upward Only

☒

StartTime	Market				Market Status	Race Status	SP	Bets	Profit	Winners
12 Jun 2020 13:22	Richmond - R10 400m Gr5				SUSPENDED	RESULT	<input checked="" type="checkbox"/>	1 Bet.	4.70	4. Sierra Park
12 Jun 2020 13:27	Harlow - A6 415m				SUSPENDED	RESULT	<input checked="" type="checkbox"/>	1 Bet.	4.95	5. Chapters N
12 Jun 2020 13:34	Mandurah - R6 405m FFA				OPEN		<input checked="" type="checkbox"/>			
12 Jun 2020 13:34	Swindon - A5 476m				OPEN	PARADING	<input checked="" type="checkbox"/>			
12 Jun 2020 13:37	Geelong - R12 400m Rest				OPEN		<input checked="" type="checkbox"/>			
12 Jun 2020 13:42	Hove - A10 500m				OPEN		<input checked="" type="checkbox"/>			
12 Jun 2020 13:49	Kinsley - A5 462m				OPEN		<input checked="" type="checkbox"/>			
12 Jun 2020 13:52	Mandurah - R7 405m Gr4/5				OPEN		<input checked="" type="checkbox"/>			
12 Jun 2020 13:54	Newcastle - A4 480m				OPEN		<input checked="" type="checkbox"/>			

Bets

No	Silks	Runner	101.2%	98.3
	1	1. Salems Nebrask	6	6.

Results

☐ Display All Results

System	EventName	Runner	Side	Price Matched	Size Matc
Test System	Harl 12th Jun	6. Baunaniska Ros	LAY	5.50	5.05

Fixed Liability Stake – Back and Lay

The fixed liability stake will calculate the stake depending on the odds of the selection. The Stake is different for each race and depends on the lay odds.

The screenshot shows the 'System Settings' window. At the top, there's a 'Select System:' dropdown set to 'Test System' and a 'System Name:' text field also containing 'Test System'. Below these are four buttons: 'Copy', 'Reset', 'Add', and 'Delete'. A tab bar at the bottom of the settings section has three tabs: 'Settings', 'Selections', and 'Staking Plan', with 'Staking Plan' being the active tab. Under the 'Staking Plan' section, there's a table with two columns: 'Staking Plan' and 'Fixed Liability Stake'. The 'Fixed Liability Stake' column has a dropdown menu. Below this table, there are two checkboxes: 'Retain Staking Progress' and 'Output Bet Calcs', both of which are checked. Under the 'Fixed Liability Stake' section, there's a table with two columns: 'Fixed Liability Stake' and a numerical value. The 'Fixed Liability Stake' column has a dropdown menu, and the numerical value is '1.00'. At the bottom of the window, there's a section titled 'Fixed Liability Stake' with the text 'Set the fixed liability.'

E.g. If Laying with a fixed liability of £1.00 you will limit the loss, should the selection win the race, to £1.

That's your Max liability no matter what the odds are of the runner.

So if the odds at xx seconds before the race were 2.44 then the stake would be calculated as follows:-

$$\text{Lay Stake} = \text{Liability} / (\text{odds} - 1) = 1 / (2.44 - 1) = £0.69$$

Commissions may also be factored in for a winning bet.

Stop Simulator Markets

Reset All

Events Selected: 14 Balance: 0.88 Total PL: 0.88 Next Event: 27

Markets Selected: 118 Exposure: 0.00 Max Next Stake: 0.42 LastTrap/Cloth Win: 7

Monitored: 118 Virtual Wallets: 0.00 Unsettled Markets: 2

System Settings

Select System: Test System

System Name: Test System

Copy Reset Add Delete

Settings Selections **Staking Plan**

A-Z

Staking Plan

Staking Plan Fixed Liability Stake

Retain Staking Progress ☒

Output Bet Calcs ☒

Fixed Liability Stake

Fixed Liability Stake 1.00

Fixed Liability Stake Set the fixed liability.

NoBet Reasons

Active	StartTime	Market	Market Status	Race Status	SP	Bets	Profit	Winners
<input checked="" type="checkbox"/>	10 Jun 2020 17:42	Doncaster - A4 483m	SUSPENDED	RESULT	<input checked="" type="checkbox"/>	1 Bet.	-0.99	5. Ballybunion
<input checked="" type="checkbox"/>	10 Jun 2020 17:50	Wolverhampton - 1m Hcap WI	SUSPENDED	RESULT	<input checked="" type="checkbox"/>	1 Bet.	0.29	8 Mr Strutte
<input checked="" type="checkbox"/>	10 Jun 2020 17:51	Sheffield - D2 280m	SUSPENDED	RESULT	<input checked="" type="checkbox"/>	1 Bet.	0.41	5. Pennys Ba
<input checked="" type="checkbox"/>	10 Jun 2020 17:52	Hove - D3 285m	SUSPENDED	RESULT	<input checked="" type="checkbox"/>	1 Bet.	0.30	5. Warren Hi
<input checked="" type="checkbox"/>	10 Jun 2020 17:55	Tampa Bay Downs - R2 6f Mdn	SUSPENDED	RESULT	<input checked="" type="checkbox"/>	1 Bet.	0.59	7 Sir Ludlow
<input checked="" type="checkbox"/>	10 Jun 2020 17:57	Harlow - A6 415m	SUSPENDED	RESULT	<input checked="" type="checkbox"/>	1 Bet.		4. Front Soci
<input checked="" type="checkbox"/>	10 Jun 2020 18:00	Kempton - 7f Hcap WIN	SUSPENDED	In Play	<input checked="" type="checkbox"/>	1 Bet.		

Results

Display All Results

System	EventNa	Runner	Side	Price I	Size M	Profit	Be
Test Syste	Donc 10th	5. Ballybunion Bill	LAY	2.44	0.69	-0.99	Sys

Current Orders System Performance Results Cycle Sim/Live

TimeStamp	Event	System	Details
10 Jun 2020 15:11:32	Open		
10 Jun 2020 17:42:00	NOBETREASONS	Test System	Bets Already Exist For This Market
10 Jun 2020 17:42:04	Suspended		

BotPro 1.0.0.43 Auto ReLoad: 11 Jun 2020 06:00 Licence Expires: 365214 days 06:53 LocalTime: 18:06:32 RunTime: 2:56:18 Connection Status: UK Avg / Last Refresh (ms): 9905 / 2284 Last Update: 17:43:42.754

for a back stake the fixed liability would be the actual stake also £1, the same really as the [fixed staking plan](#).

Stop Simulator Markets

Reset All

Events Selected: 10 Balance: 7.54 Total PL: 7.54 Next Event: 67

Markets Selected: 118 Exposure: 0.00 Max Next Stake: 1.00 LastTrap/Cloth Win: 1

Monitored: 118 Virtual Wallets: 0.00 Unsettled Markets: 0

System Settings

Select System: Test System

System Name: Test System

Copy Reset Add Delete

Settings Selections **Staking Plan**

A-Z

Staking Plan

Staking Plan Fixed Liability Stake

Retain Staking Progress ☒

Output Bet Calcs ☒

Fixed Liability Stake

Fixed Liability Stake 1.00

Fixed Liability Stake Set the fixed liability.

NoBet Reasons

Active	StartTime	Market	Market Status	Race Status	SP	Bets	Profit	Winners
<input checked="" type="checkbox"/>	10 Jun 2020 18:42	Doncaster - B2 450m	SUSPENDED	RESULT	<input checked="" type="checkbox"/>	1 Bet.	-1.00	5. Barnside I
<input checked="" type="checkbox"/>	10 Jun 2020 18:45	Yarmouth - 1m Nov Stks WIN	SUSPENDED	RESULT	<input checked="" type="checkbox"/>	1 Bet.	-1.00	8 Magical M
<input checked="" type="checkbox"/>	10 Jun 2020 18:51	Sheffield - A2 500m	SUSPENDED	RESULT	<input checked="" type="checkbox"/>	1 Bet.	2.60	1. Rockfores
<input checked="" type="checkbox"/>	10 Jun 2020 18:52	Hove - A8 500m	SUSPENDED	RESULT	<input checked="" type="checkbox"/>	1 Bet.	1.35	4. Yassoo Ar
<input checked="" type="checkbox"/>	10 Jun 2020 18:57	Harlow - A6 415m	SUSPENDED	RESULT	<input checked="" type="checkbox"/>	1 Bet.	-1.00	2. Martys Tu
<input checked="" type="checkbox"/>	10 Jun 2020 18:57	Tampa Bay Downs - R4 5f Mdn	SUSPENDED	RESULT	<input checked="" type="checkbox"/>	1 Bet.	-1.00	1 Sister Aurc
<input checked="" type="checkbox"/>	10 Jun 2020 19:00	Kempton - 1m3f Mdn Stks WIN	SUSPENDED	RESULT	<input checked="" type="checkbox"/>	1 Bet.	-1.00	3 Hey Gracie

Results

Display All Results

System	EventNam	Runner	Side	Price I	Size Matched	Profit	Be
Test Syster	Yarm 10th Ju	Discover Duba	BACK	2.54	1.00	-1.00	

Current Orders System Performance Results Cycle Sim/Live

TimeStamp	Event	System	Details
10 Jun 2020 15:10:37	Open		
10 Jun 2020 18:45:00	NOBETREASONS	Test System	Bets Already Exist For This Market
10 Jun 2020 18:45:33	Suspended		

BotPro 1.0.0.43 Auto ReLoad: 11 Jun 2020 06:00 Licence Expires: 365214 days 05:40 LocalTime: 19:19:53 RunTime: 4:09:39 Connection Status: UK Avg / Last Refresh (ms): 17308 / 19277 Last Update: 18:50:05.254

Target Liability Stake – Back Only

The Target Liability stake will calculate the stake depending on the odds of the selections.
Main use of this is for Dutching multiple selections.

The Stake is different for each race and depends on the selections odds.

E.g. If Backing with a Target liability of £10.00 you will limit the loss, should the selections lose the race, to £10.

Thats your Max liability no matter what the odds are of the runner/s.

So when backing 1 selection your loss is simply the Target Liability stake £10 the same as [fixed stake](#).

This staking is mainly used for Dutching multiple selections so depending on the odds of each selection the £10 will be split between the selections so that if one selection wins you will profit and if all selections lose you wont lose more than the £10.

Horse1 = 3.00 ($1/3 = 33\%$ chance of winning)
Horse2 = 4.5 ($1/4.5 = 22\%$ chance of winning)

Total probability of win = $33 + 22 = 55\%$

Horse 1 stake = $33/55 \times £10 = 0.6 \times £10 = £6$

Horse 2 stake = $22/55 \times £10 = 0.4 \times £10 = £4$

Max loss/liability = £10

If Horse1 wins = $6 \times (3-1) = £12$ minus Horse 2 loss £4 = £8

If Horse 2 wins = $4 \times (4.5-1) = 14$ minus Horse1 loss £6 = £8

So if either horse wins you win £8.

Commissions may also be factored in for a winning bet.

% Bank Liability Stake – Back and Lay

The 'Max Next Stake' is different for each race and depends on the lay odds and bank or Betfair Balance.

E.g. If the % bank liability is set to 1% you will limit the loss to 1% of the Bank (Betfair Balance) or Virtual Wallet, should the bet lose..

So if the odds at xx seconds before the race were 3.35 with a bank or Virtual Wallet of £500 then the stake would be calculated as follows:-

1% of bank = £5, Stake = Liability/(odds-1) = 5/(3.35-1) = 2.12 not including commissions.

The % bank liability can be set between 0.01 and 100 and is available for back or lay bets.

Select System: Test System

System Name: Test System

Copy Reset Add Delete

Settings Selections **Staking Plan**

A-Z

Staking Plan

Staking Plan % Bank Liability Stake

Retain Staking Progress ☐

Output Bet Calcs ☒

% Bank Liability Stake

% of Bank 1.00

Active	StartTime	Market	Market Status	Race Status	SP	Bets	Profit	Winners
+	12 Jun 2020 13:37	Geelong - R12 400m Rest	SUSPENDED	RESULT		1 Bet.	2.02	6. Read Alot
+	12 Jun 2020 13:42	Hove - A10 500m	OPEN					
+	12 Jun 2020 13:49	Kinsley - A5 462m	OPEN					
+	12 Jun 2020 13:52	Mandurah - R7 405m Gr4/5	OPEN					
+	12 Jun 2020 13:54	Newcastle - A4 480m	OPEN					
+	12 Jun 2020 13:57	Harlow - D4 238m	OPEN					
+	12 Jun 2020 14:04	Swindon - A9 476m	OPEN					
+	12 Jun 2020 14:07	Mandurah - R8 405m Gr5	OPEN					
+	12 Jun 2020 14:07	Crayford - A2 380m	OPEN					

*Manual	No	Silks	Runner	103.0%	9%
	1	1	1. Zipping Reuben	38	

System	EventName	Runner	Side	Price	Size M	Profit	Bet
Test System	Geel (AUS) 12th	8. Aston Vuitton	LAY	3.35	2.17	2.02	Syst

Loss Pot Recovery Staking Plan - Back and Lay

The loss pot recovery staking system will simply recover a percentage amount of the loss on the next bet.

So if the loss is £10 and the % to recover is 51%, then £2 will be added to the next stake. It will keep adding 51% of the original loss until the £10 loss is cleared.

The screenshot shows a software interface for configuring a 'Loss Pot Recovery Stake' plan. At the top, there are fields for 'Select System:' (Test System) and 'System Name:' (Test System), along with buttons for 'Copy', 'Reset', 'Add', and 'Delete'. Below these are tabs for 'Settings', 'Selections', and 'Staking Plan', with 'Staking Plan' being the active tab. A search bar with 'A-Z' and a magnifying glass icon is present. The 'Staking Plan' section contains a dropdown menu set to 'Loss Pot Recovery Stake'. Below this are two toggle switches: 'Retain Staking Progress' (unchecked) and 'Output Bet Calcs' (checked). The 'Loss Pot Recovery Stake' section is highlighted with a yellow border and contains a table with the following settings:

Loss Pot Recovery Stake	
InitialStake	10.00
Recovery %	51.00
Cycles	3
Action	Stop
Max Liability	500.00

Below the table, there is a section titled 'Max Liability' with the text 'Set the maximum liability.' and a mouse cursor pointing at it.

So in theory it will take about 5 bets to recover the loss with 20% set.

It is similar to the [Recovery stake](#) although it will not stop until the loss is recovered or the loss pot is recovered. The main recovery stake will simply do the number of bets set. While this loss pot stake will continue until the actual loss pot is recovered.

So it is good for when you might get a partial match and don't get the full % back on a bet, this will keep going until the loss pot equals 0.

Start

Simulator

Markets

Reset All

Auto Scroll

All Markets Active

Events Selected: 11

Markets Selected: 100

Monitored: 100

Balance: 78.39

Exposure: 0.00

Virtual Wallets: 619.46

Total PL: 117

Max Next Stake: 10.00

Unsettled Markets: 0

Next Event: 117

Last Trap/Cloth Win: 1

NoBet Reasons

Active	StartTime	Market	Market Status	Race Status	SP	Bets	Profit	Winners
<input checked="" type="checkbox"/>	12 Jun 2020 14:24	Newcastle - A8 480m	SUSPENDED	RESULT	<input checked="" type="checkbox"/>	1 Bet.	9.80	5. Mahnamah
<input checked="" type="checkbox"/>	12 Jun 2020 14:27	Harlow - A7 415m	SUSPENDED	RESULT	<input checked="" type="checkbox"/>	1 Bet.	-29.30	5. Delphi
<input checked="" type="checkbox"/>	12 Jun 2020 14:34	Swindon - A9 476m	SUSPENDED	RESULT	<input checked="" type="checkbox"/>	1 Bet.	-63.52	4. Max Quids
<input checked="" type="checkbox"/>	12 Jun 2020 14:37	Mandurah - R10 405m Gr5	SUSPENDED	RESULT	<input checked="" type="checkbox"/>	1 Bet.	57.24	3. Blastoff Ma
<input checked="" type="checkbox"/>	12 Jun 2020 14:37	Crayford - A10 380m	SUSPENDED	RESULT	<input checked="" type="checkbox"/>	1 Bet.		2. Jessies Bab
<input checked="" type="checkbox"/>	12 Jun 2020 14:39	Yarmouth - A9 462m	SUSPENDED	RESULT	<input checked="" type="checkbox"/>	1 Bet.		4. Magical Sk
<input checked="" type="checkbox"/>	12 Jun 2020 14:42	Hove - D2 285m	SUSPENDED	RESULT	<input checked="" type="checkbox"/>	1 Bet.		4. Conors Pan
<input checked="" type="checkbox"/>	12 Jun 2020 14:49	Kinsley - D3 268m	SUSPENDED	RESULT	<input checked="" type="checkbox"/>	1 Bet.	55.37	1. Sunset Oct
<input checked="" type="checkbox"/>	12 Jun 2020 14:52	Mandurah - R11 490m Gr5	SUSPENDED	RESULT	<input checked="" type="checkbox"/>			3. Barbican Rc
<input checked="" type="checkbox"/>	12 Jun 2020 14:52	Monmore - A9 480m	SUSPENDED	RESULT	<input checked="" type="checkbox"/>			2. Mill Khalee
<input checked="" type="checkbox"/>	12 Jun 2020 14:54	Newcastle - A3 480m	SUSPENDED	RESULT	<input checked="" type="checkbox"/>	1 Bet.	9.80	

Manual Bets

*Manual	No	Silks	Runner	101.1%	98.3%
<input type="checkbox"/>	1	1	1. Holdem Soph	12	13
<input type="checkbox"/>	2	2	2. Engagement	6.8	7

Results

☐ Display All Results

System	EventName	Runner	Side	Price M	Size M	Profit	BetL
Test System	Kinsl 12th Jun	6. Hazelgrove L	LAY	5.00	56.50	55.37	Syste

Select System: Test System

System Name: Test System

Copy Reset Add Delete

Settings Selections Staking Plan

Staking Plan

Loss Pot Recovery Stake

Retain Staking Progress

Output Bet Calcs

Loss Pot Recovery Stake

InitialStake 10.00

Recovery % 51.00

Cycles 3

Action Stop

Max Liability 500.00

You can see above we had two losses, but then we had two bets at 51% recovery stakes to recover the losses. Once the loss is recovered the stake returns to the initial stake set.

Use [Retain Staking Progress](#) to keep the stake status between sessions.

You can set the **Action to Stop/Reset/Max liability** so when the number of cycles is reached it will either stop the system, reset the recovery, or stay at the max liability set.

Max liability only applies to the recovery part of the stake, the initial stake is still added on each bet.

Fibonacci Sequence Stake – Back and Lay

This staking plan is based on the Fibonacci sequence of numbers first devised by an Italian mathematician in the 12th century.

The screenshot shows the 'System Settings' window for 'Lay Greyhounds'. The 'Staking Plan' tab is selected. The 'Staking Plan' dropdown is set to 'Fibonacci Sequence Stake'. The 'Retain Staking Progress' and 'Output Bet Calcs' checkboxes are both checked. The 'Fibonacci Sequence Stake' section shows 'Initial Stake' at 1.00, 'Cycles' at 7, and 'Action' set to 'Reset'. The 'Revert After Win' checkbox is checked. A description at the bottom states: 'Revert After Win allows the sequence to reset to 1x stake instead of 2 steps back as in the original.'

Staking Plan	
Staking Plan	Fibonacci Sequence Stake
Retain Staking Progress	<input checked="" type="checkbox"/>
Output Bet Calcs	<input checked="" type="checkbox"/>
Fibonacci Sequence Stake	
Initial Stake	1.00
Cycles	7
Action	Reset
Revert After Win	<input checked="" type="checkbox"/>

Revert After Win
Revert After Win allows the sequence to reset to 1x stake instead of 2 steps back as in the original.

Some people profess that the Fibonacci sequence can form the basis of a very efficient staking plan, especially when it comes to horse racing.

The Fibonacci sequence works by adding the two previous numbers in the Fibonacci Sequence to get the next stake, i.e. 1-2-3-5-8-13-21-34.

With the Fibonacci sequence your bets go up one step with each loss and you reduce your stake in the Fibonacci sequence down 2 steps with each win. Think of it like a multiplier stake, where the initial stake is multiplied by the sequence.

Note that every win with the Fibonacci sequence often pays for the two previous losses.

Worked example for the Fibonacci sequence assuming 7 cycles set:

Step1 - bet £10 until you lose, then bet £20

Step 2 - if you win at £20, then return to step 1. If you lose, then bet £30 (cycle 1)

Step 3 - if you win at £30, then return to step 1. If you lose, then bet £50 (cycle 2)

Step 4 - if you win at £50, then return to step 2. If you lose, then bet £80 (cycle 3)

Step 5 - if you win at £80, then return to step 3. If you lose, then bet £130 (cycle 4)

Step 6 - if you win at £130, then return to step 4. If you lose, then bet £210 (cycle 5)

Step 7 - if you win at £210, then return to step 5. If you lose, then bet £340 (cycle 6)

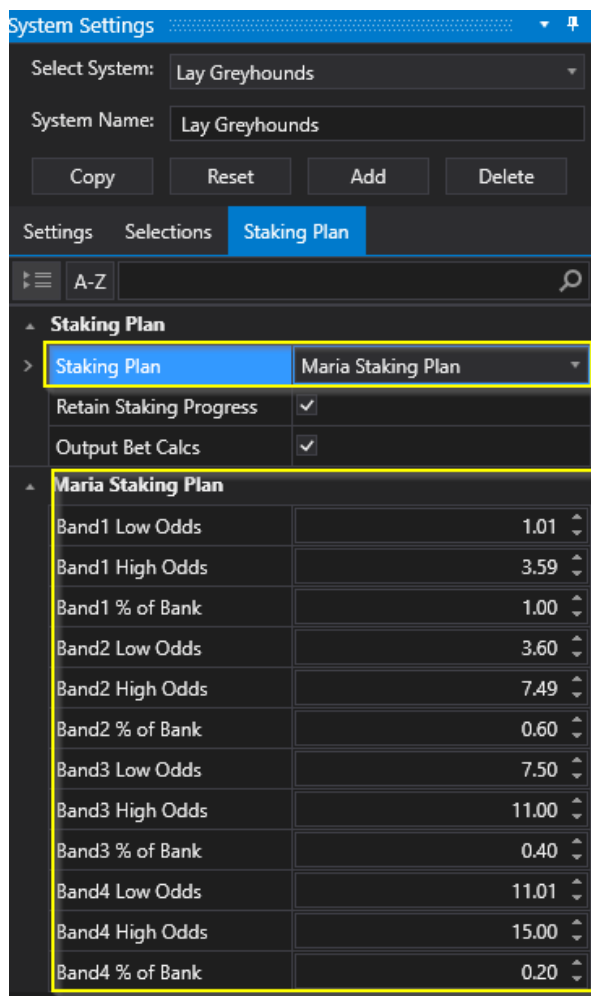
Step 8 - if you win at £340, then return to step 6. If you lose, return to step 1 (reset fib stake or stop the bot) (cycle 7)

Further with each step (also known as a cycle) if the number of cycles are met then you can choose to stop the bot or reset the stake and continue.

Revert After Win allows the sequence to reset to 1x stake instead of 2 steps back as in the original. This option may suit some strategies better.

Maria Staking Plan – Back and Lay

This is based on a famous thread on a betting forum and basically applies a different stake depending on the odds of the selection. You have 4 bands of odds ranges.



Maria Staking Plan	
Band1 Low Odds	1.01
Band1 High Odds	3.59
Band1 % of Bank	1.00
Band2 Low Odds	3.60
Band2 High Odds	7.49
Band2 % of Bank	0.60
Band3 Low Odds	7.50
Band3 High Odds	11.00
Band3 % of Bank	0.40
Band4 Low Odds	11.01
Band4 High Odds	15.00
Band4 % of Bank	0.20

It originally applied to a laying system but can be used for backing to.

1) - There are 4 distinct odds ranges. The following is based on a starting bank of £1000

Prices below 3.59: bet to 1% of bank - stake £10 (liability is always under £25 in this price range)

Prices from 3.6 to 7.49: bet to 0.6% of bank - stake £6
(liability is always in between £15.60 - £38.40 in this price range)

Prices from 7.5 to 11: bet to 0.4% of bank - stake £4 (liability is always in between £26 - £40 in this price range)

Prices from 11.01 to 15: bet to 0.2% of bank - stake £2 (liability is always in between £20 - £28 in this price range)

Anything above 15 or 14/1 is left alone.

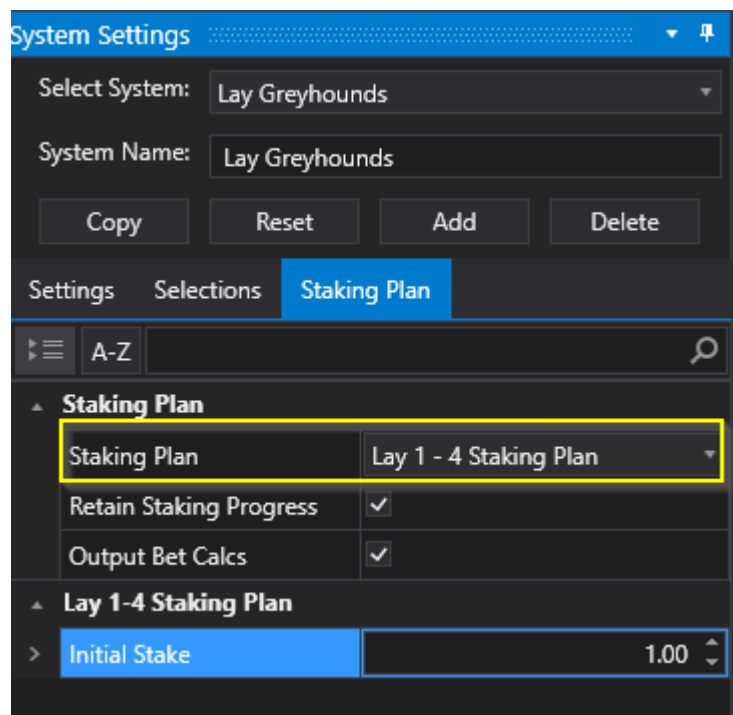
2) - Depending on making profits or losses, the stakes are increased or decreased on a bet by bet basis in proportion to the betting bank.

For instance, if after a few bets the betting bank is at £1100 then 1% would now be £11 rather than £10.

3) You can adjust the % of bank stakes and odds ranges.

Lay 1- 4 Staking Plan – Back and Lay

The idea behind the Lay 1-4 Staking Plan is that you increase the stake by 1 after a winner (losing lay) to a max of 4 until the deficit on that run is wiped out.



The screenshot shows the 'System Settings' window for 'Lay Greyhounds'. The 'Staking Plan' tab is selected. Under the 'Staking Plan' section, the 'Staking Plan' dropdown is set to 'Lay 1 - 4 Staking Plan'. Below this, 'Retain Staking Progress' and 'Output Bet Calcs' are both checked. Under the 'Lay 1-4 Staking Plan' section, the 'Initial Stake' is set to 1.00.

The Lay 1-4 Staking Plan is known as a gentle loss recovery staking plan. With this staking plan, you know what your largest stake is going to be before you start.

The best way to understand the lay 1-4 staking plan is by using an example.

We will use a start bank of £100 and one unit will be £1. The first bet is always one unit so the first stake is £1. 5% commission is used on the winnings.

The first bet loses. As the bet loses we move up one unit and the next stake is therefore £2.

Again this bet loses.

The next stake is therefore 3. The bet then wins.

The series deficit is now -£13.05. The stake stays at £3 until the deficit is wiped.

Bet no.	Odds	Win/lose	Stake multiplier	Profit	Deficit/Series loss	Cum Profit
1	4.5	L	1	-3.5	-3.5	96.5
2	7.2	L	2	-12.4	-15.9	84.1
3	3.6	W	3	2.85	-13.05	86.95
4	6.0	W	3	2.85	-10.2	89.8
5	3.6	W	3	2.85	-7.35	92.65
6	7.0	W	3	2.85	-4.5	95.5

7	4.6	W	3	2.85	-1.65	98.35
8	7.5	W	3	2.85	0	101.2
9	6.9	W	1	1.00	0	102.15
10	4.2	w	1	1.00	0	103.1

You can see at bet 9 the stake reverts back to £1 as the series deficit is wiped.

A fairly simple staking plan that will consistently produce better profits than level stakes.

The largest bet is always 4 units. In this example this limit is never reached. However if the losing sequence were to continue the maximum bet would be £4.

Lay88 Staking Plan – Back and Lay

Select System: Test System

System Name: Test System

Copy Reset Add Delete

Settings Selections **Staking Plan**

Staking Plan

Staking Plan Lay88 Staking Plan

Retain Staking Progress ☐

Output Bet Calcs ☒

Lay88 Staking Plan

Initial Stake 1.00

% Stake Reduction 20.00

The principle is to recover losses without too much risk.

This plan will add one unit after one loss. If you are betting 10 units, then the next bet (only after a losing bet) would be 20 units.

After one win the stake will stay the same if the last stake is the same as the starting stake, or will decrease by the % if the last stake was bigger than the start stake.

In this case 20% would reduce the stake by 1/5 every bet until equal to the start stake.

Bet	Stake	Result
1	10	loss
2	20	win
3	18	win
4	16	win
5	14	win
6	12	win
7	10	win
8	10	win

If you want to use this plan it's advisable that you have a bank with 100 times the 1st stake to be comfortable. I.e. A stake of 10 would need a bank of 1000.

Custom Multiplier Stake – Back and Lay

This is a customisable multiplier stake.

Set the initial stake, in this case 2. Then on every losing bet the stake increases by the amount you set. In this case 1x, 2x , 3x, 4x etc.

Similar in nature to the Fibonacci stake but you choose the way in which the stake increases.

The stake would be 1, 2, 3, 4 etc, when you get a winning bet the stake resets to initial stake.

If you reach the end of the sequence it will keep going on the last multiplier until a win.

The screenshot shows a software interface for configuring a 'Custom Multiplier' staking plan. At the top, there are fields for 'Select System' (set to 'Test System') and 'System Name' (set to 'Test System'), along with 'Copy', 'Reset', 'Add', and 'Delete' buttons. Below these are tabs for 'Settings', 'Selections', and 'Staking Plan', with 'Staking Plan' being the active tab. A search bar with 'A-Z' and a magnifying glass icon is present. The 'Staking Plan' section is expanded, showing a table with 'Staking Plan' set to 'Custom Multiplier'. Below this are checkboxes for 'Retain Staking Progress' (unchecked) and 'Output Bet Calcs' (checked). The 'Custom Multiplier' section is also expanded, showing a table with 'Initial Stake' set to '1.00' and 'Multiplier Sequence' set to '1,2,3,5,8'. A mouse cursor is visible over the 'Multiplier Sequence' row. At the bottom, a section titled 'Multiplier Sequence' explains: 'Set the multiplier to apply to stake on each consecutive loss.'

Staking Plan	
Staking Plan	Custom Multiplier
Retain Staking Progress	<input type="checkbox"/>
Output Bet Calcs	<input checked="" type="checkbox"/>

Custom Multiplier	
Initial Stake	1.00
Multiplier Sequence	1,2,3,5,8

Multiplier Sequence
Set the multiplier to apply to stake on each consecutive loss.

Target Profit Staking Plan – Back and Lay

This staking plan is very simple and useful. You aim for a target profit no matter what the odds of the selection.

The stake is calculated by dividing the target profit by the selections odds.

The screenshot shows the 'System Settings' window with the 'Staking Plan' tab selected. The 'Staking Plan' section is expanded, showing a dropdown menu for 'Staking Plan' set to 'Target Profit Staking Plan'. Below this, there are checkboxes for 'Retain Staking Progress' and 'Output Bet Calcs', both of which are checked. The 'Target Profit Staking Plan' section is also expanded, showing a table with the following settings:

Target Profit Staking Plan	
Target Profit	5.00
Recovery %	0.00
Cycles	7
Action	Reset
Bets per Cycle	1

When backing for example, Target profit = £10.0, odds = 4.5, so stake would be $10/(4.5-1) = 2.86$

If the horse then won you would win £10.

You can also choose to recover the loss from any losers by entering the recover % loss option.

When laying the Target Profit is simply the same as the stake.

If using multiple selections this stake will Auto Dutch the selections to try and get the desired profit.

D'Alembert Staking Plan - Back and Lay

WARNING, the D'Alembert staking plan could require infinite stakes, so limits need to be set otherwise this could see you blow the bank pretty quickly.

The D'Alembert staking plan is sometimes known as the pyramid system and was devised by the French mathematician Jean Le Rond D' Alembert (born 1717) and so took his name D' Alembert for obvious reasons.

The screenshot shows a 'System Settings' window with a dark theme. At the top, there's a 'Select System' dropdown set to 'Test system' and a 'System Name' field also containing 'Test system'. Below these are buttons for 'Copy', 'Reset', 'Add', and 'Delete'. A tabbed interface at the bottom has three tabs: 'Settings', 'Selections', and 'Staking Plan', with 'Staking Plan' being the active tab. Under the 'Staking Plan' tab, there's a section titled 'Staking Plan' with a dropdown menu set to 'D'Alembert Staking Plan'. Below this, there are two checked options: 'Retain Staking Progress' and 'Output Bet Calcs'. At the bottom, there's a section titled 'D'Alembert Staking Plan' with two input fields: 'Initial Stake' set to '2.00' and 'Reset Limit' set to '10.00'. The entire 'Staking Plan' section and the 'D'Alembert Staking Plan' section are highlighted with a yellow border.

The D'Alembert Law of Equilibrium theory, supposes a balance of successes and failures over a long series of specific events, like horse racing or casino games.

The plan requires you to increase your stake by one unit after a loss and decrease your stake by one unit after a win.

The intention of the staking plan is to end up at the beginning of the sequence but each time making at least one unit profit.

In an attempt to simplify the D'Alembert process the following example assumes level stakes and level odds:

- On the first bet you play £10 win, bet £10 - if you lose, bet £20
- if you win at £20, next bet £10 - if you lose, bet £30
- if you win at £30, next bet £20 - if you lose, bet £40
- if you win at £40, next bet £30 - if you lose, bet £50
- if you win at £50, next bet £40 - if you lose, bet £60
- if you win at £60, next bet £50 - if you lose, bet £70 and so on

A typical D'Alembert staking sequence could be as below:

- bet 1 unit and you lose -1 unit
- bet 2 units and you lose -2 units
- bet 3 units and you win +3 units
- bet 2 units and you win +2 units
- sum total of units + 2 units

Profit Per Race Staking Plan - Back and Lay

The aim of the Profit Per Race staking plan is to achieve a target profit per race. This could be for instance £1 or 1 point per race.

Once you have set the value for each point it cannot be changed during the betting sequence.

The system works on the assumption that a winner is always just around the corner, no matter how long your losing run is.

For example if we had ten losers in a row, and each point was worth £1, then the stake for the eleventh bet would be to recover £11, £1 for each race.

It is very important to consider the risks before deciding upon your final settings, as sometimes there is not a winner around the corner.

An example of the system in operation is as follows:

You set the first target by adjusting the Initial Stake accordingly.

Race No.	Target per Race	Target + Loss	Odds	Stake	Result	Win	Loss	Running Total
1	1	1	3.0	0.5	L		-0.5	-0.5
2	2	1.5	3.0	1.25	L		-1.25	1.75
3	3	4.75	3.0	2.38	L		-2.38	4.13
4	4	8.13	3.0	4.07	L		-4.07	8.2

5	5	13.20	3.0	6.60 W	13.20	5.0
---	---	-------	-----	--------	-------	-----

When the target profit is reached, the sequence resets and starts again.

As you can see, in race 5 the target profit of 13.20 points was reached. At this point all the profit is withdrawn and the sequence starts again with 1 point as the target.

To calculate the stake, simply divide the figure in the Target + Loss column by the odds of the next selection (minus -1). If you then go on to win at 3.0 or over you will recover ALL previous losses and give the expected profit of £1 per race.

In itself, this is a very powerful staking plan and if you can work out your optimum variables, you can very often turn a negative betting sequence positive.

To set your minimum odds for the selections just use the Selections odds range on the Selections tab. This example can be seen below showing that in Race 5 the profit was reached.

We were selecting 1st favourites on the UK Greyhound market above 3.0. The % of bank stake was set to approx £1 level stakes.

Retirement Staking Plan - Back and Lay

System Settings

Select System: Test system

System Name: Test system

Copy Reset Add Delete

Settings Selections **Staking Plan**

Staking Plan

Staking Plan Retirement Staking Plan

Retain Staking Progress ☒

Output Bet Calcs ☒

Retirement Staking Plan

% Stake 2.00

Average Odds 4.00

Adjust Upwards Only ☐

A good description of the retirement staking plan can be found here:

<http://www.grandstand.com.au/retirementstakingplan/>

First you need to set the average odds of the winning selections in your system.

The divisor is then set by doubling the average winner odds. 4.00 in imperial odds is 4 minus 1 or 3/1. So the divisor is 6 as can be seen above.

You then set the % of the bank you want to stake, usually 1 or 2 % of the bank.

Say we start with a large bank of £10000, then 1% is £100.

The Target is then arrived at by multiplying the divisor by the stake = $6 \times 100 = 600$.

All losses are added to your target. If you lose 6 in a row then increase the divisor by 1 after each additional loss.

Here is an example:

To Be Completed Soon

Accumulator Stake – Back and Lay

This is a very powerful staking system. You can basically roll up the win for a bet and place the lot on the next bet, as many times as you wish.

Of course for it to win you still need winners. But it gives you the opportunity to take the other side of all those people laying the favourite or 3rd fav.

The screenshot shows the 'System Settings' application with the 'Staking Plan' tab selected. The 'Staking Plan' section is highlighted with a red box and contains the following settings:

Staking Plan	Accumulator Stake
Retain Staking Progress	<input checked="" type="checkbox"/>
Output Bet Calcs	<input checked="" type="checkbox"/>

The 'Accumulator Stake' section is also highlighted with a red box and contains the following settings:

Initial Stake	1.00
Winner Bets	3
Minimum Odds	3.00
Adjust Last Winner Bet	<input checked="" type="checkbox"/>
Accumulate Profit Only	<input type="checkbox"/>

How many times do you see those lose 3 or more times in a row?

The number of WinnerBets set will determine the number of consecutive bets where the stake and winnings will be put onto the next bet.

So the Equivalent Accumulator or total odds is the number of bets times the min odds set in the odds range.

System Settings

Select System: Test System

System Name: Test System

Copy Reset Add Delete

Settings Selections **Staking Plan**

≡ A-Z 🔍

▲ **Staking Plan**

Staking Plan	Accumulator Stake
Retain Staking Progress	<input checked="" type="checkbox"/>
Output Bet Calcs	<input checked="" type="checkbox"/>

▲ **Accumulator Stake**

Initial Stake	1.00
Winner Bets	4
Minimum Odds	3.50
Adjust Last Winner Bet	<input checked="" type="checkbox"/>
Accumulate Profit Only	<input type="checkbox"/>

So if min odds are 3.5 and the number of bets 3 then the cumulative odds will be $(3.5^4) - 1 = 3.5 \times 3.5 \times 3.5 \times 3.5 = 150 - 1 = 149$.

So if you get 4 bets in a row with winners it is like hitting a 149/1 winner.

Adjust last bet will do the following. The last bet stake will depend on the actual odds of the selections.

So if the selections odds are actually better 4.0, 4.5, 4.0, 3.7 then it will work out as follows:-

$4.0 \times 4.5 \times 4 = 72$ and to achieve 149 then the stake on the last bet can be a lot less and you also save winnings and keep profit perhaps.

Example without adjust last bet:

1st bet = stake £1 x 3.5 = £3.50 + £1 stake back = £4.50

2nd bet = stake £4.50 x 3.5 = £15.75 + £4.50 stake back = £20.25

3rd bet = stake £20.25 x 3.5 = £70.87 + £20.25 = £91.12 total take.

4th bet = stake £91.12 x 3.5 = £318.92

Example with adjust last bet:

1st bet = stake £1 x 5.4 = £4 + £1 stake back = £5.40

2nd bet = stake £5.40 x 5.0 = £21.60 + £5.40 stake back = £27

£124 - £27 = £97 remaining to achieve. So if odds of last selection are 6.0 then

3rd bet = stake = £97/6-1 = £19.40 x 6.0 = £97 + £27 stake back = £124

So we save £27 - £19.40 = £7.60 and if we lose our last bet we actually finish with a profit of £6.60 as all we have lost is the original stake of £1 in theory.

When we have losing bets the loss is added to the next bet, but because the effective odds are 124/1 we can divide the loss by 124 so the increase on each bet is very small allowing us to run a long time without increasing the stake hugely.

Genius!

Example: Here we have min odds set to 3.0 giving us effective odds of 26. (3x3x3 = 27 -1). We were selecting traps 1 and 3 on the greyhounds using the multiple trap strategy.

The screenshot below is the old version 4.2 of the software for staking demonstrations

Market Info **Selections** **Winner** **Back Prices** **Profit/Loss**

Market Info	Selections	Winner	Back Prices	Profit/Loss
17 March 10:53 Crayfd		Lagile Soviet		
17 March 11:00 Romfd		4.		
17 March 11:07 Crayfd	1. Crusoe 3. Lickmyfa...	6. Lingrawn Lisa	1. Crusoe MB1.00@6.00 ,3. Lickmyfacegrace MB1.00@5.60	-2.00
17 March 11:16 Romfd	1. Leaway Fitz 3. Snap...	1. Leaway Fitz	1. Leaway Fitz MB1.08@5.90 ,3. Snappy Ciaron MB1.08@...	4.21
17 March 11:23 Crayfd	1. Stop Coding 3. Ball...	5. Reggies Girl	1. Stop Coding MB5.29@5.90 ,3. Ballylaw Tiny MB5.29@3...	-10.58
17 March 11:31 Romfd	1. Soviet Duchess 3. ...	1. Soviet Duchess	1. Soviet Duchess MB1.48@4.80 ,3. Centurion Jack MB1...	4.14
17 March 11:37 Crayfd	1. Flaming Rocket 3. R...	4. Angel Dotcom	1. Flaming Rocket MB5.62@11.00 ,3. Roostersproud MB5...	-11.24
17 March 11:44 Romfd	1. Come On Rosie 3. ...	2. Pippas Fantasy	1. Come On Rosie MB1.92@3.85 ,3. Roberts Deseray MB...	-3.84
17 March 11:51 Crayfd	1. Goonthedeise 3. Bal...	3. Ballybane Nora	1. Goonthedeise MB2.06@6.00 ,3. Ballybane Nora MB2.0...	3.71
17 March 11:58 Romfd	1. Hi Style 3. Slinky Ri...	3. Slinky Rita	1. Hi Style MB5.77@4.70 ,3. Slinky Rita MB5.77@6.00	23.08
17 March 12:08 Crayfd	1. Fawkhams Mercury 3...	1. Fawkhams Merc...	1. Fawkhams Mercury MB28.85@10.50 ,3. Murlens Paddy ...	245.23
17 March 12:17 Romfd		5. Fantastic Royal		
17 March 12:24 Crayfd		1. Nagrag Joe		
17 March 12:33 Romfd		5. Centurion Lulu		
17 March 12:39 Crayfd				
17 March 12:47 Romfd				
17 March 12:57 Crayfd				
17 March 13:04 Romfd				
17 March 13:11 Crayfd				
17 March 13:19 Romfd				
17 March 13:27 Crayfd				
17 March 13:33 Romfd				

Auto Reload At v.4.294_BF W/L: 5/4 BetBotPro [S] CPU: 1% RAM: 62 MB Sent/Received: 1.25 MB/12.22 MB

The option to only include profit returned will just re-invest profit into the next bet rather than the profit + returned stake.

A-Z

▲

Staking Plan

Staking Plan	Accumulator Stake ▼
Retain Staking Progress	✓
Output Bet Calcs	✓

▲

Accumulator Stake

Initial Stake	1.00 ▲▼
Winner Bets	3 ▲▼
Minimum Odds	3.00 ▲▼
Adjust Last Winner Bet	✓
Accumulate Profit Only	✓

Fibonacci 15 Step Stake - Back and Lay

This is a more gradual version of the traditional [Fibonacci Stake](#)

The 15 Step Plan looks like this: 1/1.5/2/2.5/3/4/5/6.5/8/10.5/13/17/21/27.5/34

System Settings

Select System:Test system

System Name:Test system

CopyResetAddDelete

Settings

Selections

Staking Plan

A-Z

Staking Plan

Staking PlanFibonacci 15Step Stake

Retain Staking Progress☒

Output Bet Calcs☒

Fibonacci 15Step

Initial Stake1.00

Cycles7

ActionReset

Revert After Win☒

209

Kelly Stake - Back Only

The Kelly Criterion is a staking method well known across wagering and investment professionals which should be known and considered by all Betfair punters.

Great explanation here:

<https://www.betfair.com.au/hub/staking-kelly-criterion/>

System Settings

Select System: Test system

System Name: Test system

Copy Reset Add Delete

Settings Selections **Staking Plan**

Staking Plan

Staking Plan Kelly Stake

Retain Staking Progress ☒

Output Bet Calcs ☒

Kelly Stake

Starting Bank 100.00

Divisor 2.00

Win Probability 20.00

Stake = $f \times \text{Bank}$

f = fraction or % to bet

$$f = ((\text{decimalodds}-1)*p - (1-p))/(\text{decimalodds}-1)$$

Above is x100% and divisor ie divisor 2 = 0.5)

p = probability of winning ie 25% or 0.25

Example

Starting bank = 1000, decimal odds 5, p = 25%

$$f = ((5-1)*0.25 - (1-0.25))/(5-1)$$

$$f = (1 - 0.75)/4 = 0.25/4 = 0.0625 \times 100\% = 6.25\%$$

$$f = ((5 \times 0.25 - 1) / (5 - 1)) \times 100$$

$$f = 0.25/4 \times 100$$

$$f = 6.2\%$$

$$\text{Stake} = 6.25\% \times 1000 = 62.5$$

$$1/2 \text{ kelly} = \text{divisor} = 2 = 31.25$$

$1/4 \text{ kelly} = \text{divisor} = 4 = 15.63$

if % negative = no bet

Kelly Lay Stake - Lay Only

Same as [back kelly](#), but option for stake to be liability

Stake = $f \times \text{bank}$

or

liability Stake = $(f * \text{bank}) / (\text{decimalodds} - 1)$

System Settings

Select System: Test system

System Name: Test system

CopyResetAddDelete

SettingsSelectionsStaking Plan

A-Z

Staking Plan

Staking PlanKelly Lay Stake

Retain Staking Progress✓

Output Bet Calcs✓

Kelly Lay Stake

Starting Bank100.00

Divisor2.00

Win Probability20.00

Stake or LiabilityStake

Liability

Stake

Lay % Up Down

This staking plan is exactly as its name suggests.

Upon a win you go up a percentage, and upon a loss go down a percentage.

The settings for this staking plan are shown below.

Settings Selections **Staking Plan**

Staking Plan

Staking Plan Lay % Up Down

Retain Staking Progress ☐

Output Bet Calcs ☒

Lay % Up Down

Starting Balance	100.00
Stake %	1.00
% If Bet Wins	-20.00
% If Bet Loses	100.00

The start bank is £100 and the Percent to Bet for Initial Stake is 1%. This makes the initial stake £1.

You can also see the setting – If Bet Wins then multiply initial stake by -20%.

This will only occur if the last stake is not already the initial stake.

You can also see the setting – If Bet Loses then multiply initial stake by 100%

This will always apply. There is no stop loss in this staking plan.

For instance if our first bet loses then the next stake is $£1 + (100\% * £1) = £2$

If the bet loses again we would have $£2 + (100\% * £1) = £3$ and so on.

If the next bet wins we would have $£3 + (-20\% * £1) = £2.80$ and so on.

Consecutive Wins Stake - Back and Lay

Basically its a reverse of [custom multiplier](#) with some mods. It goes through the multiplier sequence after a winning bet and resets after a loss to the beginning of the sequence.

System Settings

Select System: System4

System Name:

Copy Reset Add Delete

Settings Selections **Staking Plan**

Staking Plan

Staking Plan Consecutive Wins

Retain Staking Progress ☐

Output Bet Calcs ☒

Consecutive Wins

Initial Stake 2.00

Multiplier Sequence 1,2,3,5,8

CycleTarget 5

Stay At Max ☐

- 1) You need to enter the initial stake and multiplier sequence as per custom multiplier
- 2) + 1 up the sequence if we win (custom multiplier goes up one if we lose), Sequence might be 1x,2,3x,4x,5x,6x,7x,8x etc . Revert to 1st multiplier after any loss or after a win at a cycle target. Stay at 1st multiplier with consecutive losses until a win.
- 3) Cycle target needs to be set, this allows a cycle to complete and reset. ie example might be a 5 cycle target which would be 5 wins in a row and then back to 1st multiplier.
- 4) Check box to enable - Stay at Max - if ticked and you reach the end of the multiplier sequence ie 8x, it will continue at 8x until a loss is reached. The cycle target would need to allow for additional bets to be made if this was the case. ie 1-8x multiplier, cycle target 10, stay at max ticked would allow two extra bets at 8x.

Hope that makes sense.

One Point Stake

The Lay 1 Point Staking Plan is a low risk recovery based Staking Plan.
At the start of the series your initial stake is 1 Point.

The stake is increased after every bet by 1 Point regardless of whether you win or lose.
When certain criteria is met the series is reset and the initial stake reverts back to 1 Point.
This staking plan also works with back betting.
There is a slight variation on Rule 3 to make the staking plan work the same way as the back version.
1 Point Back Staking Plan.

The settings for this staking plan are shown below.

The screenshot shows the 'System Settings' window with the 'Staking Plan' tab selected. The 'Select System' dropdown is set to 'System3'. Below it is a 'System Name' text field. There are four buttons: 'Copy', 'Reset', 'Add', and 'Delete'. The 'Staking Plan' section is expanded, showing a 'Staking Plan' dropdown set to 'OnePoint'. Below this are two rows: 'Retain Staking Progress' with an unchecked checkbox, and 'Output Bet Calcs' with a checked checkbox. The 'OnePoint' section is also expanded, showing 'Stake %' set to '1.00' and 'Use Fixed Percentage' with a checked checkbox.

System Settings			
Select System:	System3		
System Name:			
Copy	Reset	Add	Delete
Settings Selections Staking Plan			
A-Z			
Staking Plan			
Staking Plan	OnePoint		
Retain Staking Progress	<input type="checkbox"/>		
Output Bet Calcs	<input checked="" type="checkbox"/>		
OnePoint			
Stake %	1.00		
Use Fixed Percentage	<input checked="" type="checkbox"/>		

The start bank is £100 and the Percent to Bet for Initial Stake is 1%. This makes the initial stake £1.

You can also see the setting – Use Fixed Percentage.
If enabled the stake will be based on initial balance x stake % so remains fixed.
If unchecked stake is based on the current balance x stake % so can vary with the bank.

Rules

- Add 1 Point to the stake after each bet regardless of a win or loss.
- If new stake is greater than (debit + 1 Point) then new stake equals (debit + 1 point).
- If debit is less than or equal to zero then new stake equals 1 Point.

Formula to Calculate Debit

- Previous Debit Amount + 1 Point + (Minus Profit or Add Loss)

Pro Conservative Stake - Back Only

Quite a complicated staking plan at first sight. But great for backing with out stakes getting to big when recovering.

Target	1.00					Current Limits	
Divisor	3.00					Series Profit:	-1000
No. consecutive losses	7					Max. Bet:	100

Target Race No.	Target Per Race	Target + Loss (T+L)	Odds	Stake	Result	Win/Loss	Cum. Profit	Series Profit	Mult.	Reset
1	1	1	4.7	0.33	L	-0.33	-0.33	-0.33		
2	2	2.33	5.4	0.78	L	-0.78	-1.11	-1.11		
3	3	4.11	3.75	1.37	L	-1.37	-2.48	-2.48		
4	4	6.48	4.6	2.16	L	-2.16	-4.64	-4.64		
5	5	9.64	4.8	3.21	L	-3.21	-7.86	-7.86		
6	6	13.86	5.5	4.62	L	-4.62	-12.47	-12.47		
7	7	19.47	3.6	6.49	L	-6.49	-18.97	-18.97		
8	8	26.97	4.2	8.99	L	-8.99	-27.95	-27.95		
9	9	36.95	4.7	12.42	W	45.58	-12.42	-12.42	Reset	
10	1	1.00	3	0.33	L	-0.33	-17.29	-0.33	1	
11	2	2.33	3	0.78	L	-0.78	-16.51	-1.11	1	
12	3	4.11	3	1.37	L	-1.37	-15.14	-2.48	1	
13	4	6.48	3	2.16	L	-2.16	-12.98	-4.64	1	
14	5	9.64	3	3.21	L	-3.21	-9.77	-7.86	1	
15	6	13.86	3	4.62	L	-4.62	-5.15	-12.47	1	
16	7	19.47	3	6.49	L	-6.49	-1.34	-18.97	1	
17	8	26.97	3	8.99	L	-8.99	-9.43	-27.06	0.9	
18	9	24.84	3	9.61	L	-9.61	-19.05	-36.67	0.8	
19	10	32.67	3	10.89	L	-10.89	-29.94	-47.56	0.7	
20	11	35.14	3	11.71	L	-11.71	-41.65	-59.27	0.6	
21	12	35.64	2.8	11.88	L	-11.88	-53.53	-71.15	0.5	
22	13	33.66	3.6	11.22	L	-11.22	-64.75	-82.37	0.4	
23	14	7.23	4.2	2.41	L	-2.41	-67.16	-84.78	0.3	
24	15	4.99	5.1	1.66	L	-1.66	-68.82	-86.44	0.2	
25	16	2.45	2.4	0.85	L	-0.85	-69.68	-87.30	0.1	
26	17	23.87	2.2	7.82	L	-7.82	-77.50	-95.12	0.9	
27	18	22.62	4.8	7.54	W	28.66	-48.84	-66.46	0.8	
28	19	76.92	6	26.64	W	128.19	79.95	61.73	0.3	Reset
29	20	1	1	0.33	L	-0.33	-61.73	-61.73		

Rules of Staking Plan:

1. After 13 consecutive losses, divide next T+L by 4 and continue to do so until a winner
2. After 7 consecutive losses , multiply next T+L by 0.9 then continue to multiply by 0.8, 0.7, 0.6, etc. until next winner.
3. When a winner is struck, if the series hasn't reset, go back to multiply by 0.9, 0.8, etc. until reset
4. If mult. reaches 0.1 and still no winner, start again with 0.9.
5. The series is reset when the following conditions are met:
 - a. The series profit is \leq the series profit limit as specified -1000 , or
 - b. The stake is \geq the max bet limit as specified, 10 in the example or
 - c. The win/loss amount column is $>$ the T+L column

Dutching

Most stakes will auto dutch to a certain degree when selecting multiple selections.

A traditional Dutch stake is the same as the [Target Liability Stake](#) on multiple selections.

Another way to Dutch is to use the [Target Profit Stake](#) on mutiple selections

Dutching Set Target Profit

Dutching to a set profit is the same as using the [Target Profit Stake](#) on multiple selections .

The screenshot shows the 'System Settings' window with the 'Staking Plan' tab selected. The 'Staking Plan' section is highlighted with a yellow box and contains the following settings:

Staking Plan	
Staking Plan	Target Profit Staking Plan
Retain Staking Progress	<input checked="" type="checkbox"/>
Output Bet Calcs	<input checked="" type="checkbox"/>
Target Profit Staking Plan	
Target Profit	5.00
Recovery %	0.00
Cycles	7
Action	Reset
Bets per Cycle	1

WARNING: If the dutch book % of the selections approaches 100% then stakes can get very large.

We want a certain fixed profit if any of the horses win. That is what this stake is about.

So say we want a Set Profit = £10

We calculate as per 2) below. We know total probability so we calculate Turnover = (Set Profit x 100)/ total probability

Then the stake for each horse = turnover/odds, so which ever horse wins gives us a return of £10 or which ever profit is set.

1) The formula is based on the fair bet percentage of 100%. For instance, we wish to back three runners in a field of six with the respective odds of 9/4, 3/1 and 8/1 (3.25, 4.00 and 9.00).

Look up the decimal probability values and you will see that these odds equate to decimal values of 30.8% (9/4-3.25), 25.0% (3/1-4.00) and 11.1% (8/1-9.00).

Add these figures up and we get 66.9%.

Thus our profit margin is 100 less 66.9 (100-66.9=) which gives us 33.1%. This is our profit margin.

2) Next we must equate these decimal probability figures to stakes. So multiply the profit required by 100 (fair bet percentage) and divide by the profit margin, in this case 33.1

$$£10 \text{ (profit required)} \times 100 \text{ (fair bet percentage)} / 33.1$$

This gives us a figure of 30.21 which is the turnover.

Now, we know that the respective decimal probabilities were 30.8, 25.0 and 11.1; so next we must multiply the turnover amount by each decimal probability to get the required stake.

$$30.8\% \times 30.21 = 9.30$$

$$25.0\% \times 30.21 = 7.55$$

$$11.1\% \times 30.21 = 3.35$$

So, the respective stakes at the odds given (rounded up for ease of use) are as follows

£9.30 @ 9/4 or 3.25	Win returns: £30.23	Profit: £10.21
---------------------	---------------------	----------------

£7.55 @ 3/1 or 4.00	Win returns: £30.20	Profit: £10.18
---------------------	---------------------	----------------

£3.35 @ 8/1 or 9.00	Win returns: £30.15	Profit: £10.13
---------------------	---------------------	----------------

Total Outlay: £20.00	Min Profit: £10.00
----------------------	--------------------

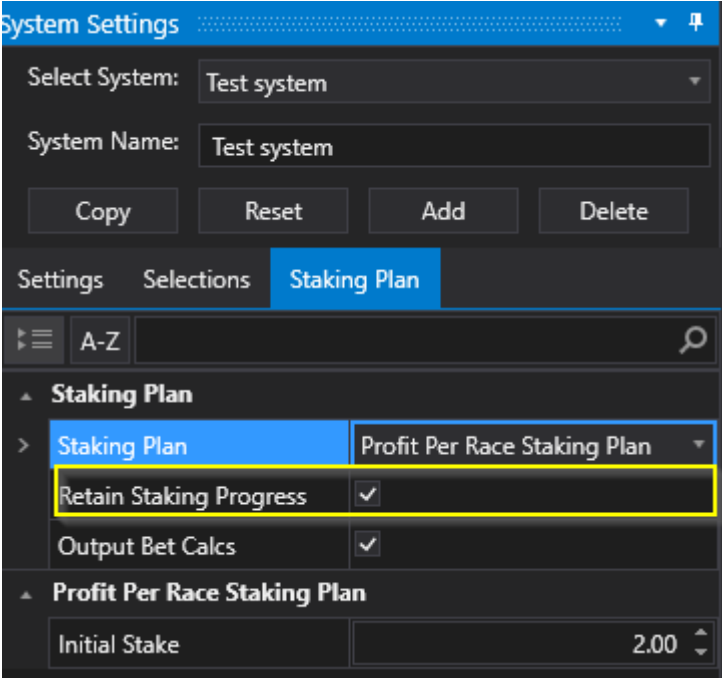
You can also apply recovery to the Target Dutching Stakes. Just enter the recovery % in the box, set the number of cycles, and the action to stop or reset when the number of cycles or additional attempts at recovery have been met.

Retain Staking Progress

Tick this box if you use recovery staking or other staking and you want to keep the recovery/ staking position between sessions.

It will remember the amount, the number of bets and cycles status of the recovery process so that you can continue where you left off.

This is available on all stakes.



Output Bet Calcs

Make sure you tick this to log all bet stakes and calculations in the software's logs in case of any glitches
or you want to report an issue.

The screenshot shows the 'System Settings' window with the 'Staking Plan' tab selected. The 'Output Bet Calcs' checkbox is checked and highlighted with a yellow box. The 'Profit Per Race Staking Plan' is also selected.

System Settings
Select System: Test system
System Name: Test system
Copy Reset Add Delete
Settings Selections Staking Plan
Staking Plan
Retain Staking Progress <input checked="" type="checkbox"/>
Output Bet Calcs <input checked="" type="checkbox"/>
Profit Per Race Staking Plan
Initial Stake 2.00

Strategies

Although we call them strategies they are just another way of selecting automated selections.

All the usual filters and staking can be applied like odds range limits etc. Just select the races you want the strategy to apply to.

Strategies will work on both greyhounds and horses, maybe also some other events like soccer & tennis.

Simply select a [selection strategy](#) via the drop down menu on the [selections tab](#).

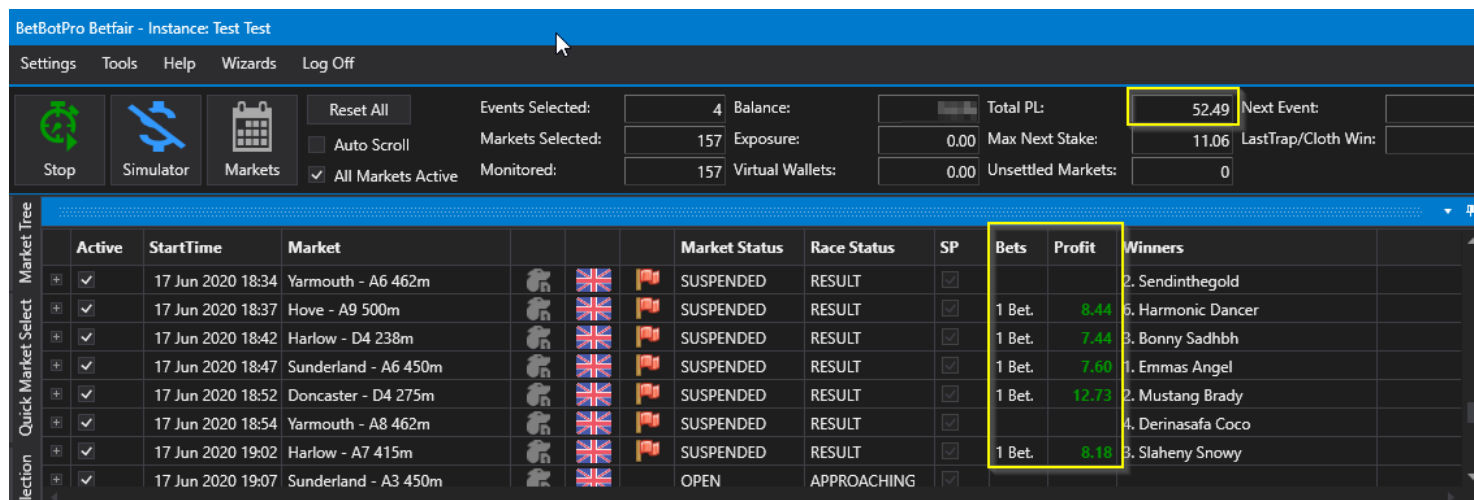
Results

In simulation mode the profit/loss is calculated and estimated from the winner result. So if a winner is missing or delayed there will be no profit/loss figure which can mess with staking and unsettled bets etc. This is rare though.

In live mode the profit/loss comes from your account when it is settled. So it does not matter if the winner is known or not.

Sometimes sim mode results are slower than for live mode results.

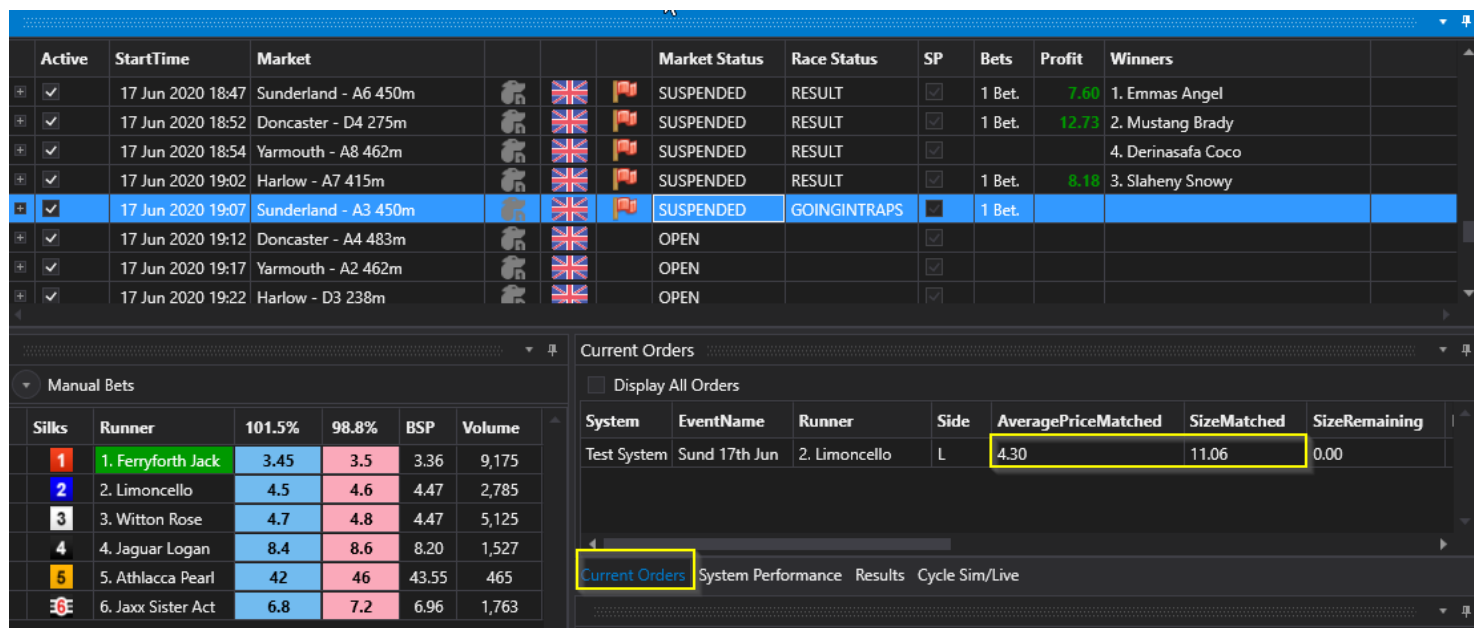
By default the results come from the directly from the Betfair API.



Active	StartTime	Market	Market Status	Race Status	SP	Bets	Profit	Winners
✓	17 Jun 2020 18:34	Yarmouth - A6 462m	SUSPENDED	RESULT	✓			2. Sendinthegold
✓	17 Jun 2020 18:37	Hove - A9 500m	SUSPENDED	RESULT	✓	1 Bet.	8.44	6. Harmonic Dancer
✓	17 Jun 2020 18:42	Harlow - D4 238m	SUSPENDED	RESULT	✓	1 Bet.	7.44	3. Bonny Sadhbh
✓	17 Jun 2020 18:47	Sunderland - A6 450m	SUSPENDED	RESULT	✓	1 Bet.	7.60	1. Emmas Angel
✓	17 Jun 2020 18:52	Doncaster - D4 275m	SUSPENDED	RESULT	✓	1 Bet.	12.73	2. Mustang Brady
✓	17 Jun 2020 18:54	Yarmouth - A8 462m	SUSPENDED	RESULT	✓			4. Derinasafa Coco
✓	17 Jun 2020 19:02	Harlow - A7 415m	SUSPENDED	RESULT	✓	1 Bet.	8.18	3. Slaheny Snowy
✓	17 Jun 2020 19:07	Sunderland - A3 450m	OPEN	APPROACHING	✓			

By choosing [Use Profit/Loss From Results](#) you can often get faster results from in play events/races but this is not always 100% accurate.

When the bet goes in initially the bet details are shown in the current orders tab



Active	StartTime	Market	Market Status	Race Status	SP	Bets	Profit	Winners
✓	17 Jun 2020 18:47	Sunderland - A6 450m	SUSPENDED	RESULT	✓	1 Bet.	7.60	1. Emmas Angel
✓	17 Jun 2020 18:52	Doncaster - D4 275m	SUSPENDED	RESULT	✓	1 Bet.	12.73	2. Mustang Brady
✓	17 Jun 2020 18:54	Yarmouth - A8 462m	SUSPENDED	RESULT	✓			4. Derinasafa Coco
✓	17 Jun 2020 19:02	Harlow - A7 415m	SUSPENDED	RESULT	✓	1 Bet.	8.18	3. Slaheny Snowy
✓	17 Jun 2020 19:07	Sunderland - A3 450m	SUSPENDED	GOINGINTRAP	✓	1 Bet.		
✓	17 Jun 2020 19:12	Doncaster - A4 483m	OPEN		✓			
✓	17 Jun 2020 19:17	Yarmouth - A2 462m	OPEN		✓			
✓	17 Jun 2020 19:22	Harlow - D3 238m	OPEN		✓			

Silks	Runner	101.5%	98.8%	BSP	Volume
1	1. Ferryforth Jack	3.45	3.5	3.36	9,175
2	2. Limoncello	4.5	4.6	4.47	2,785
3	3. Witton Rose	4.7	4.8	4.47	5,125
4	4. Jaguar Logan	8.4	8.6	8.20	1,527
5	5. Athlacca Pearl	42	46	43.55	465
6	6. Jaxx Sister Act	6.8	7.2	6.96	1,763

System	EventName	Runner	Side	AveragePriceMatched	SizeMatched	SizeRemaining
Test System	Sund 17th Jun	2. Limoncello	L	4.30	11.06	0.00

When the result is known and the bet settled then the bet details and profit/loss can be seen in the Results tab.

Active	StartTime	Market			Market Status	Race Status	SP	Bets	Profit	Winners
✓	17 Jun 2020 18:47	Sunderland - A6 450m			SUSPENDED	RESULT	✓	1 Bet.	7.60	1. Emmas Angel
✓	17 Jun 2020 18:52	Doncaster - D4 275m			SUSPENDED	RESULT	✓	1 Bet.	12.73	2. Mustang Brady
✓	17 Jun 2020 18:54	Yarmouth - A8 462m			SUSPENDED	RESULT	✓			4. Derinasafa Coco
✓	17 Jun 2020 19:02	Harlow - A7 415m			SUSPENDED	RESULT	✓	1 Bet.	8.18	3. Slaheny Snowy
✓	17 Jun 2020 19:07	Sunderland - A3 450m			SUSPENDED	FINISHED	✓	1 Bet.		
✓	17 Jun 2020 19:12	Doncaster - A4 483m			OPEN		✓			
✓	17 Jun 2020 19:17	Yarmouth - A2 462m			OPEN		✓			
✓	17 Jun 2020 19:22	Harlow - D3 238m			OPEN		✓			

Manual Bets					
Silks	Runner	101.6%	98.7%	BSP	Volume
1	1. Blackrose Parker	8.6	8.8	8.12	1,570
2	2. Willmount Minx	5.2	5.4	4.97	2,924
3	3. Slaheny Snowy	2.3	2.34	2.32	13,348
4	4. Sunville Puma	5.3	5.4	4.96	3,399
5	5. Ascot Tilly	32	36	32.06	386
6	6. Hollywood Ace	19	21	19.19	1,385

Results							
<input type="checkbox"/> Display All Results							
System	EventName	Runner	Side	Price Matched	Size Matched	Profit	BetId
Test System	Harl 17th Jun	4. Sunville Puma	LAY	5.40	8.35	8.18	System1_2006171

Current Orders	System Performance	Results	Cycle Sim/Live
----------------	--------------------	---------	----------------

You can also get good results here if you need to check, or many other websites like sporting life.

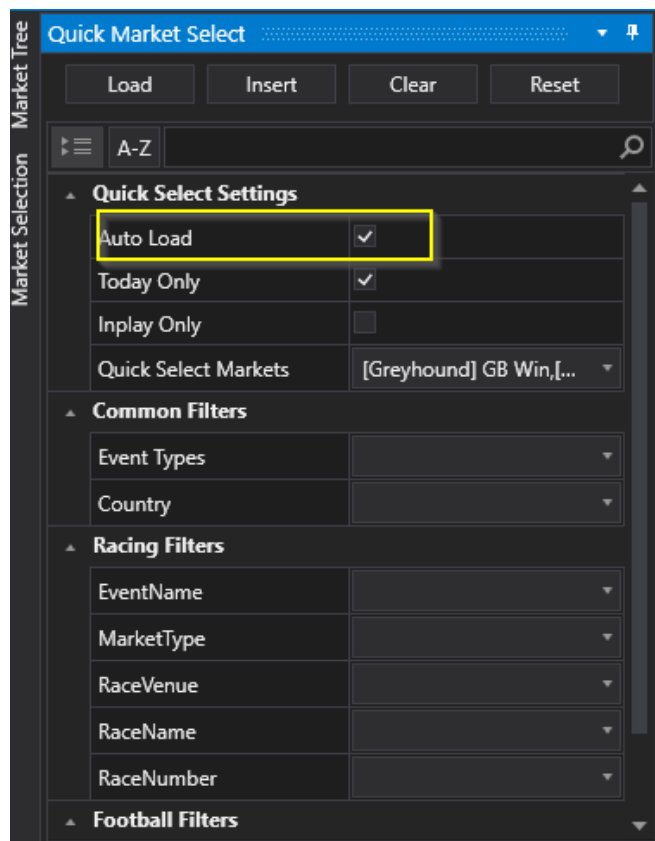
[Time Form](#)

Saving Settings

The bot will auto save the current settings and layout when the program is closed. The settings are saved in a database.

Each morning you have to press the 'Markets' button for the new days races to be loaded.

You can set this to load automatically each day when you start or via a [schedule](#).



The software creates some files in the [bot app directory](#) like 'logs', 'Staking logs' etc. These files have to be left untouched as they are critical for the bot's functionality unless otherwise instructed to change something from tech support.

If you should ever have to reset the bot, you can delete the files. But all the previous logs, results and settings will be lost! You could simply move them to another folder for backup.

You can find the files in the directory shown by [Tools > Open Folder Location](#)

Each instance of the software will save it's own settings, so when running multiple bots, if you start a certain instance it will remember the settings from last time.

Reasons for No Bets

You can find out why a bet wasn't placed or if the bot stopped.

If the bot has stopped due to a stop condition like Max Losers then the Running Status label will turn red and the bot status will turn to Stopped.

The window at the bottom of the software will tell you reasons why a bet is not placed.

Reasons for Non Bet Placement - You can see the history of reasons in the event log. So looking back at the days races you can see what stopped the bet going in.

Manual Bets									
*Manual	No	Silks	Runner	106.7%	94.2%	BSP	Volume	Money %	Potential Selection In
<input type="checkbox"/>	1	1	1. Oakwood Salah	12.5	18	12.89	2	0.3	
<input type="checkbox"/>	2	2	2. Springwell Polly	3.35	3.6	3.64	252	36.3	GHS1
<input type="checkbox"/>	3	3	3. Hardly Normal	6.4	7	6.53	18	2.6	
<input type="checkbox"/>	4	4	4. Geelo Cool	9	11	8.60	4	0.6	
<input type="checkbox"/>	5	5	5. Jetts Razl	3.45	3.7	3.40	417	60.2	

Event Log			
TimeStamp	Event	System	Details
30 Sep 2020 10:50:53	Open		
30 Sep 2020 11:31:32	NOBETREASONS	GHS1	Outside Bet Time Window, Below Market Amount Matched

You can see above that Springwell Polly was the potential selection in Green but the market volume was below the amount set in system settings which was 1000. It also shows the bet time window is false because the times slot for the bet had not been met ie 10 secs before the race.

Live No Bet Reasons

You can also see real time live No Bet reasons using the traffic lights system, simply look at the coloured reasons to see which ones are true or false.

Below you can see a bet just went in so a bet already exists and no further bets will be placed.

Active	StartTime	Market				Market Status	Race Status	SP	Bets	Profit	Winners	
+	✓	30 Sep 2020 10:53	Crayford - A6 380m			SUSPENDED	RESULT	✓	1 Bet.	-1.00	2. Woodcocks Alina	
+	✓	30 Sep 2020 11:06	Swindon - A9 476m			SUSPENDED	RESULT	✓	1 Bet.	-1.00	4. Wellpad Shimmer	
+	✓	30 Sep 2020 11:09	Crayford - A10 380m			SUSPENDED	RESULT	✓	1 Bet.	0.00	4. Duberry	
+	✓	30 Sep 2020 11:13	Perry Barr - D4 275m			SUSPENDED	RESULT	✓	1 Bet.	2.11	3. Longwood Caddy	
+	✓	30 Sep 2020 11:21	Swindon - A8 476m			SUSPENDED	RESULT	✓	1 Bet.	3.04	3. Blastoff Tyson	
+	✓	30 Sep 2020 11:24	Crayford - A9 380m			SUSPENDED	RESULT	✓	1 Bet.	0.00	1. Still Schemin	
+	✓	30 Sep 2020 11:36	Swindon - A6 476m			SUSPENDED	GOINGINTRAPS	✓	1 Bet.			
+	✓	30 Sep 2020 11:43	Perry Barr - A7 480m			OPEN		✓				
+	✓	30 Sep 2020 11:51	Swindon - A5 476m			OPEN		✓				
+	✓	30 Sep 2020 11:54	Crayford - A9 380m			OPEN		✓				
+	✓	30 Sep 2020 11:58	Perry Barr - A6 480m			OPEN		✓				

Reason	GHS1
System Active	True
Country Match	True
Market Selected	True
MarketType Match	True
EventType Match	True
Market Status Open	True
Bet Time Window	False
RaceStatus Available	True
Active Runners Min/Max	True
Market Amount Matched	True
Max Back Book	True
Min Lay Book	True
Selection Book Exceeds Max	True
Place Winners Min/Max	True
Odds Within Min/Max	True
Money % Within Min/Max	True
Bet On Reserves	True
Back/Lay Price Ratio	True
Min Number of Bets	True
Unsettled Bets For System	True
Bet Exists For this Market	False
Max Liability	True
Max Loss Amount	True
Max Profit Amount	True
Max Losing Bets	True
Max Winning Bets	True
Max Consec Losing Bets	True
Max Consec Winning Bets	True
Bank Increase	True
BSP Liability	True
Extra Scenarios	True
Stake < Min / STOP reached	True
All Bets Allowed	True
All Conditions Met	False

SystemName	PL	Balance	BalanceMin	BalanceMax	Next Stake
GHS1	3.15	125.39	120.24	125.39	0.00
TOTAL	3.15	125.39			0.00

*Manual	No	Silks	Runner	104.4%	98.2%	BSP	Volume	Money %	Potential Selection In
	1	1	1. Oakwood Salah	21	27	22.00	935	3.0	
	2	2	2. Springwell Polly	3.55	3.8	3.60	8,462	27.5	
	3	3	3. Hardly Normal	5.3	5.4	5.30	6,327	20.6	
	4	4	4. Geelo Cool	10	11	11.00	2,588	8.4	
	5	5	5. Jetts Razi	2.98	3.1	3.10	10,733	34.9	GHS1
	6	6	6. Clover Cody	11	12	11.32	1,742	5.7	

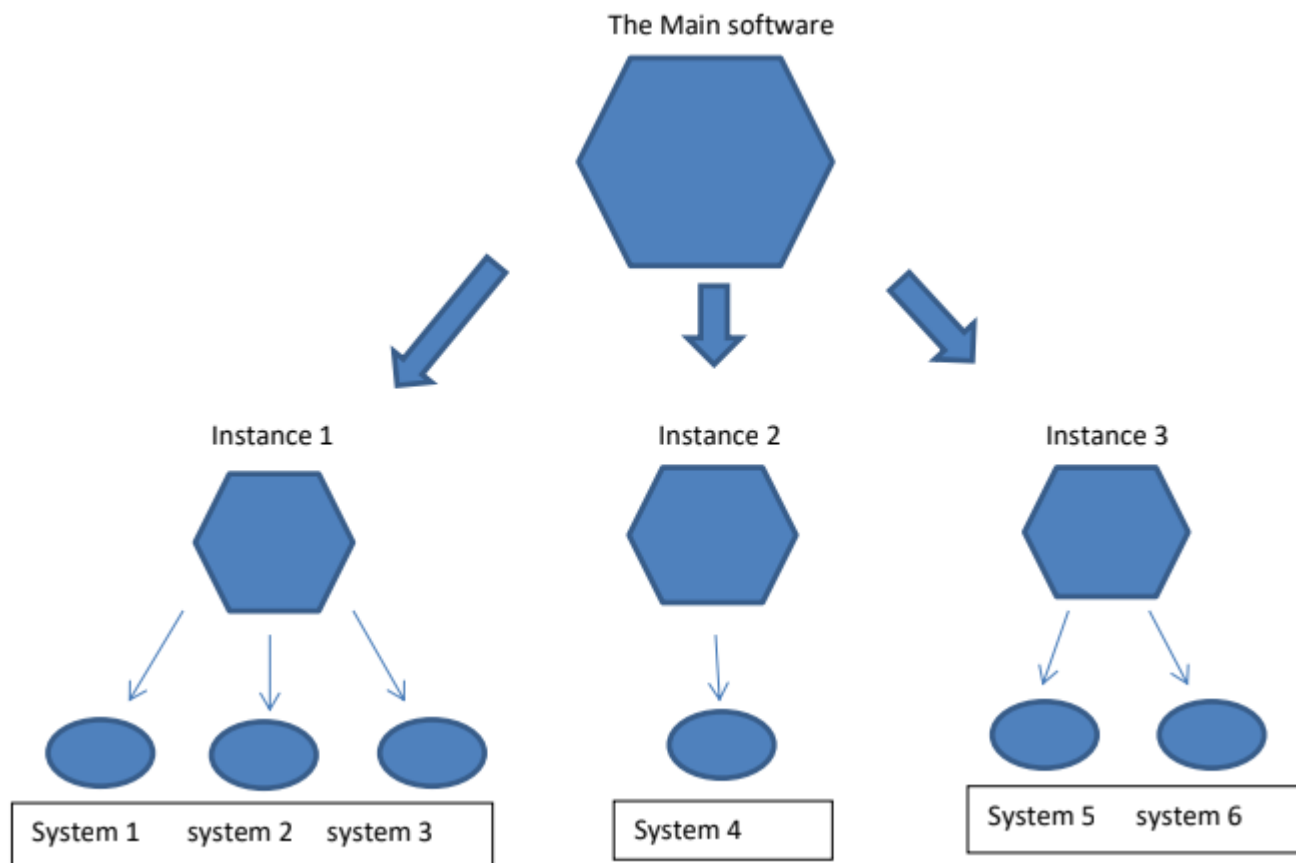
TimeStamp	Event	System	Details
30 Sep 2020 10:50:53	Open		
30 Sep 2020 11:36:00	NOBETREASONS	GHS1	Bets Already Exist For This Market/System
30 Sep 2020 11:36:30	Suspended		

Running Multiple Bots/Instances

Launching a new instance of the software will launch a completely separate instance of the software. This is very handy for running a different strategy or for betting on different markets.

ie you could have one instance in live mode and one in sim mode.

Bearing in mind you can [run multiple systems](#) in one instance you should not start a new instance if not necessary as there are betfair data limits and you may request more API calls and be blocked depending on how many markets you are running.




Simply start a new instance by clicking the desktop icon again.

It is possible to run multiple bots on the same Betfair account.

When logging in always make sure you choose the correct instance.
It will remember the last one you used.

BetBotPro Login



Please log in below

Email / Username

Password

Log In

Forgot your [username](#) or [password](#)?

New to Betfair?

Join Now

[Privacy Policy](#) | [Cookie Policy](#) | [Rules & Regulations](#) | [Terms & Conditions](#) | [Gambling can be addictive, please play responsibly.](#) | Underage gambling is an offence

Remember Username ☒

Endpoint

The selected instance is already in use. Please select or create another instance.

Instance Manager

Select Instance

Main

There is an instance manager where you can add or edit instances. You can then rename this instance to whatever you like such as greyhound1 or horse strategy 2 or soccer etc.

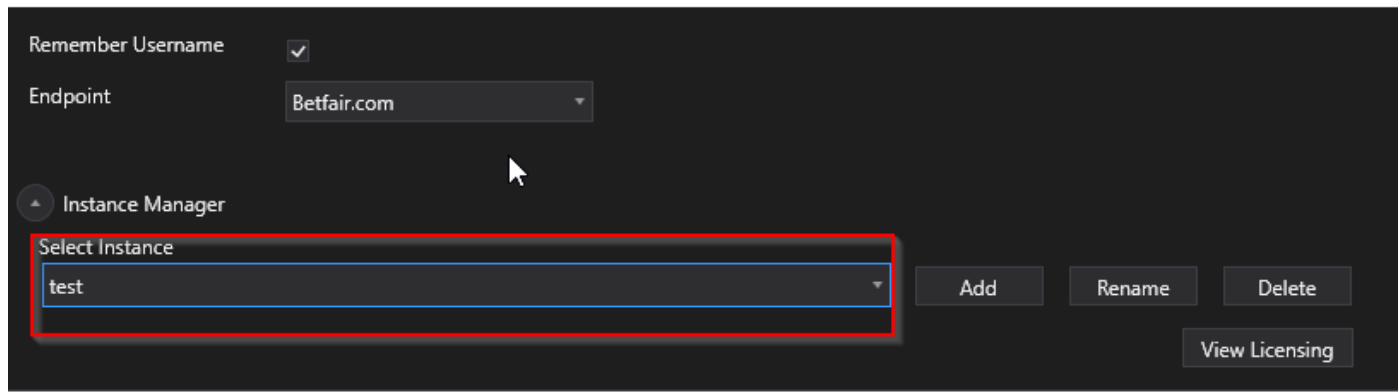
If the instance selected is already running you will get a warning as shown above.

Once an instance has been opened the instance is locked and cannot be used until that bot is closed.

This makes running several bots very easy and manageable.

Instance Manager

You can manage the instances you create using the instance manager. Just click on the Instance manager button drop down to expand its view. The drop down also shows the instances you have available.



You can delete or rename instances from here. If you un-install the program the instances are not removed. So you can un-install and re-install a new version and your settings and strategies will be saved.

Launch New Instance

Launching a new instance will launch a completely separate instance of the software. This is very handy for running a different strategy in live or sim or for betting on different markets.

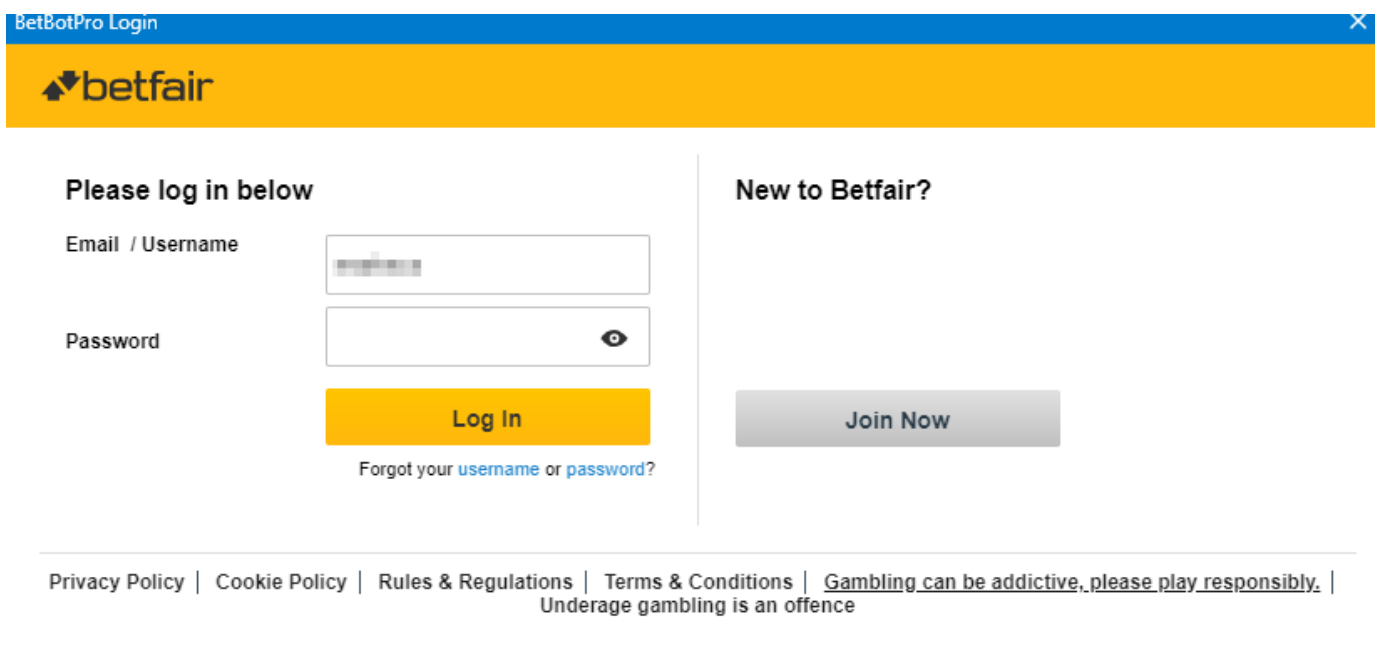
Click the desktop icon to bring up a new login screen.

Select or add a new instance and login.

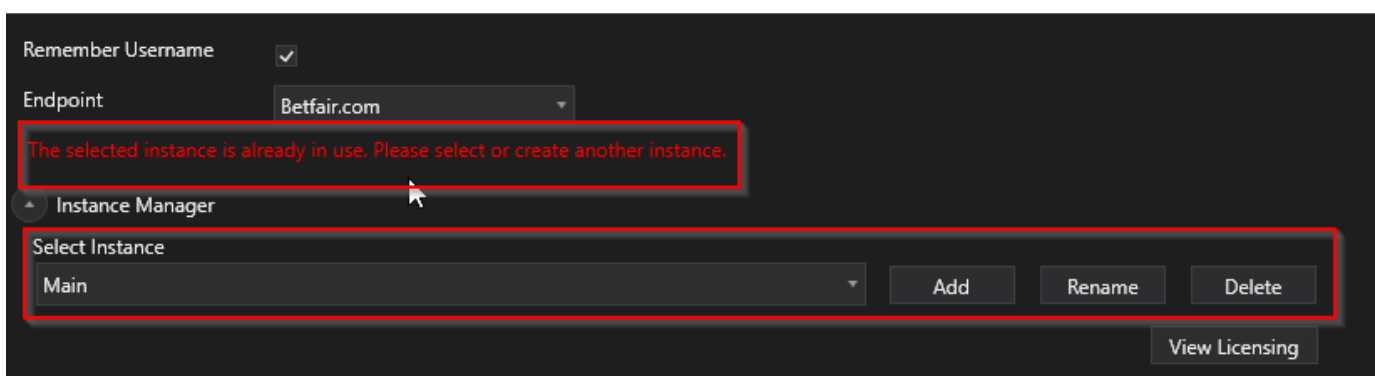
You will need to create a new instance name by clicking Add and setting a name.

Then login to that new instance.

Before logging in make sure you have selected the right instance.



The image shows a 'BetBotPro Login' window with a blue title bar and a yellow header containing the Betfair logo. The main area is divided into two sections. The left section, titled 'Please log in below', contains input fields for 'Email / Username' and 'Password', a yellow 'Log In' button, and a link for 'Forgot your username or password?'. The right section, titled 'New to Betfair?', contains a grey 'Join Now' button. At the bottom, there is a footer with links for 'Privacy Policy', 'Cookie Policy', 'Rules & Regulations', 'Terms & Conditions', and a responsible gambling warning: 'Gambling can be addictive, please play responsibly. | Underage gambling is an offence'.




The image shows an 'Instance Manager' window with a dark grey background. At the top, there is a 'Remember Username' checkbox which is checked. Below it is an 'Endpoint' dropdown menu currently set to 'Betfair.com'. A red rectangular box highlights an error message: 'The selected instance is already in use. Please select or create another instance.' Below the error message is a section titled 'Instance Manager' which contains a 'Select Instance' dropdown menu currently set to 'Main'. To the right of this dropdown are three buttons: 'Add', 'Rename', and 'Delete'. A red rectangular box also highlights this entire section. At the bottom right of the window is a 'View Licensing' button.

Rename Instance

You can rename the running instance of the bot such as greyhound1 or horse strategy or soccer lays.

Just select the instance name and choose Rename option.

BetBotPro Login



Please log in below

Email / Username

Password

Log In

Forgot your [username](#) or [password](#)?

New to Betfair?

Join Now

Privacy Policy | [Cookie Policy](#) | [Rules & Regulations](#) | [Terms & Conditions](#) | [Gambling can be addictive, please play responsibly.](#) | Underage gambling is an offence

Remember Username ☒

Endpoint

Betfair.com

The selected instance is already in use. Please select or create another instance.

Instance Manager

Select Instance

Main

Add

Rename

Delete

View Licensing

To Be Successful

For the best discussions on strategies please see the member's forums accessible via the member's area.

Usually the best strategies are the simplest.
If you keep your greed under control it's quite easy to make £10-£15 a day with £2 stakes.

Don't get too carried away and try and make small amounts regularly.
You can always increase stakes later on when your strategy proves to be profitable.

There are plenty of tipsters for greyhounds and horses losing or winning their races.
You can test their selections in simulation mode and use them if you wish
or simply design your own strategy.

For Greyhounds you could use the form on the <https://www.racingpost.com/>
or [Betfair.com](https://www.betfair.com/) to select the dog with the fastest/slowest time.

If the dog with the slowest time is below certain odds then it could be a good lay bet.
I'm sure you can think of many more ideas you can test.
There are 100's!

Greyhound examples

Lay random traps or a trap series in between odds of say 3 and 10.00

Use small profit targets to start with depending on your stakes (i.e. £10).

You can also try liability staking and fixed staking if you're not keen on recovery
which can be more risky.

You could also consider laying favourites only in competitive races i.e. A4/5 or under.

You can also only bet on favourites less than say 3.5.
Many of these lose and it can be fairly easy to grab your profit for the day
without losing a lot when the favourite does win. Strategies are endless.

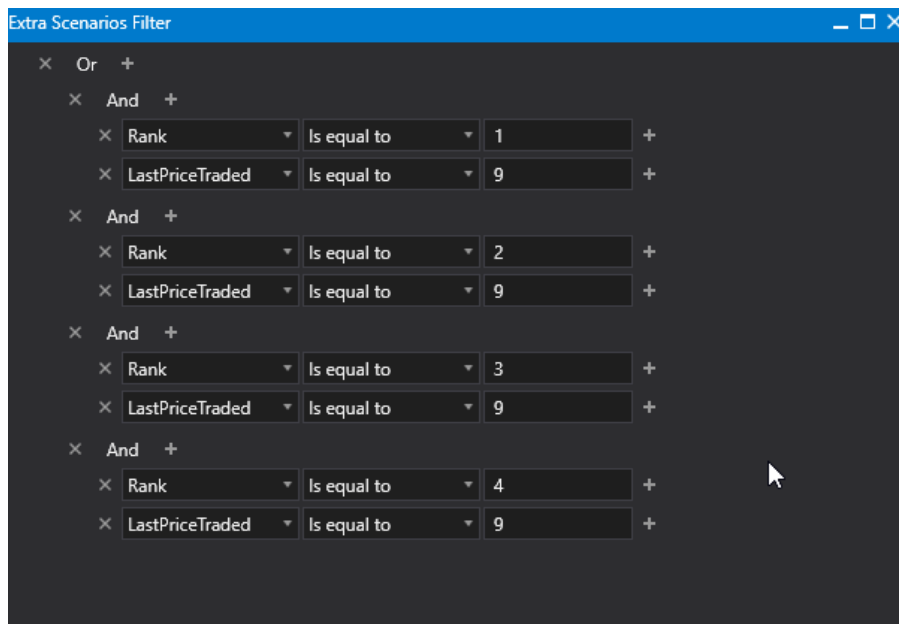
Horse racing examples

One strategy that is quite successful is to check with the days racing on Betfair.

Only consider races with 8 or more runners, although it does work with less.

Make sure there are at least 4 horses under odds of 9.00, you can do this in the extra scenarios option.

The lower the odds are the better. Bet on the next horse 5th fav if the odds are 11 or higher.
I tend to use fixed liability with this but recovery can be used as losers are rare.



Trying different odds ranges also works. Such as lay the third favourite between odds of 5.0 and 7.0.
An example of this is below:

The screenshot below is the old version 4.2 of the software for staking demonstrations

The sky really is the limit though as there is so many potential strategies that can produce a profit.

Another good one is to lay favourites under 2.0, this limits your liability and they often do not win.

This can be a good one to use a recovery strategy with. When you hit a winner you could stop for the day.

Ie. Lay each for £25 until you hit a winning bet, add your previous loss to the next bet, set your profit target so that one winner will trigger the bot to stop.

The member's forum contains lots of discussions on strategies and techniques. I'm sure you can see the huge potential in the software if used correctly.

Racing Radio Services

If you want to listen to live Horse or Greyhound racing commentary you can do by going to the following link:

William Hill Greyhound Service

<https://sports.williamhill.com/betting/en-gb>

William Hill Horse Racing Service

<https://sports.williamhill.com/betting/en-gb>

Betfair/Timeform also run a radio service for Horses and Greyhounds

<https://www.timeform.com/horse-racing/about/timeform-radio>

Betfair

You will see in the software under the help menu there are two links, one called [Betfair API Status](#), the other [Betfair Charges](#).

[Betfair Charges](#) outlines the charges Betfair can make depending on your betting and usage of the API.

It is generally free for most users.

Betbotpro doesn't really get close to this figure so you should have nothing to worry about unless running multiple sports markets and instances maybe.

You should be careful though if running multiple bots or other software that uses the API as it could add up and compromise the bot performance.

There are currently no data charges for the new Betfair API-NG based software

Support

If you need any help or come across any bugs or problems please email us directly.

We prefer email and if you have an issue please send a [debug report](#) of the problem.

There are two parts to a debug report. Screenshot & Bot files.

- 1.) Take a Screenshot of the bot fault or issue, and the settings so we can see the issue.
- 2.) You can do this by pressing Ctrl or Alt & Print Screen PrtScn keys at the same time to copy the desktop/window, then paste it to word or paint and send to us. There are also snip programs in windows as well as other available screengrab software.
- 3.) When creating a debug package the software will also take a screenshot.
- 4.) Go to Tools Menu and click Create Debug Package. This will create a zipped folder.

Attach both/all to an email and send to us with a description outlining the problem.

Email: support at betbotpro dot com

Check the FAQ and Videos: <https://www.betbotpro.com/support.html>

To your success

BBP Team

<https://www.betbotpro.com>